



OPW PRODUCT CATALOG

Europe • Middle East • Africa



AVANCE FUELING NOZZLE™



KPS PETROL PIPE SYSTEM™



FIBRELITE™



OPW TANK GAUGES





The Easy Choice

We offer you the most comprehensive, high-quality product range on the market. Our portfolio includes top brands such as KPS™, Fibrelite™, SiteSentinel® and AVANCE™. The new organization for Europe, the Middle East and Africa will serve you in any of the 19 languages we speak. Our technical support will train and support installers and service personnel. The design team will assist with drawings and specifications – and our customer service will ship your orders with a smile.

Welcome to OPW.

Some of the
OPW Team



TABLE OF CONTENTS

UNDERGROUND STORAGE TANK EQUIPMENT—5

Fill Pipe Connection Equipment.....	6	Tank Venting Equipment.....	7
Overfill Prevention and In-Tank Equipment	6	Shut-off, Shear Valves and Check Valves.....	7

PIPING SYSTEMS—9

KPS™ 125/110 mm 4" Secondary Containment Piping.....	10	KPS™ 54 mm 1-1/2" Primary Piping	22
KPS™ 75/63 mm 2" Secondary Containment Piping.....	12	KPS™ 32 mm 1" Primary Piping	24
KPS™ 40/32 mm 1-1/2" Secondary Containment Piping.....	15	KPS™ Conduits.....	25
KPS™ 110 mm 4" Primary Piping	17	KPS™ Tools and Equipment.....	26
KPS™ 90 mm 3" Primary Piping	18	Flexworks.....	28
KPS™ 63 mm 2" Primary Piping	20		

COVERS & CONTAINMENT—29

Fibrelite™ Covers.....	30	Fibrelite™ Remote Fill Sumps	35
Fibrelite™ Tank Sumps for GRP Tanks.....	31	Fibrelite™ Underground Enclosures.....	36
Fibrelite™ Tank Sumps for Steel Tanks	32	Spill Containers	37
Fibrelite™ Tank Sumps to fit Manway Lids	33	Fibrelite™ Entry Seals.....	37
Fibrelite™ Dispenser Sumps.....	34	Fibrelite™ Accessories	38

DISPENSING EQUIPMENT—39

AVANCE™ Conventional and Vapor Recovery Nozzles.....	40	OPW Conventional Nozzles.....	44
AVANCE™ High-flow Nozzles.....	41	OPW Conventional Swivels, Breakaways & Accessories	45
AVANCE™ Conventional and High-flow Swivels.....	42	OPW Vapor Recovery Nozzles	46
AVANCE™ Conventional and Vapor Recovery Hoses.....	43	OPW Vapor Recovery Swivels & Breakaways	46

CNG EQUIPMENT—47

Nozzles.....	48	Accessories.....	48
In-line Breakaways and Hoses.....	48		

LPG EQUIPMENT—50

KPS™ LPG Piping	51	Breakaways and Accessories.....	52
Nozzles.....	52	Tank Gauging Probes.....	52

ELECTRONIC FUEL MANAGEMENT SYSTEMS—53

SiteSentinel® Integra 100™ System	54	SiteSentinel® Magnetostrictive Probes.....	57
SiteSentinel® Integra 500™ System	54	SiteSentinel® Flex Probes	57
SiteSentinel® Nano™ System.....	55	SiteSentinel® Sensors.....	57
SiteSentinel® iTouch™ System.....	55	Line Leak Detection	59
SiteSentinel® iSite™ System.....	56		

Our Promise...

Provide the Best Fueling Solutions for Our Customers



Local Presence

OPW has multiple Customer Service Centers and warehouses in Europe in order to provide best possible service and delivery times. Between us, we speak 19 different languages, so chances are good we can provide you service in your native language.



Product Range



SiteSentinel®





The combined OPW, KPS™ and Fibrelite™ product range is one of the more compelling on the market. Not only can we offer pretty much everything you need for your filling station, we also have the top brands and the top quality products that you want – *now from a single source!*

The OPW brand portfolio includes brands such as KPS™, Fibrelite™, SiteSentinel® Integra™, iTouch™ and Nano™, AVANCE™ and PetroVend™. Our sales representatives can offer you solutions based on the broadest product range on the market. This catalog is an attempt to show you some of the products and services we offer. For additional products contact your OPW sales representative or your nearest OPW Customer Service Center.

OPW products may hold one or more listings or certifications with the following agencies:



OPW is a member of the following associations:



German Czech Dutch Slovak French Gre
Italian Serbian Arabic Polish English Serbian
Turkish Finnish Portuguese Russian Tamil Spanish Dutch Slova

Technical Support

Our technical support offers training and certification of installers, service technicians, designers and engineers.

The KPS installer training program has certified more than 3,000 installers worldwide and is run in a multitude of different languages so that non-English speaking participants can have the training in their native language. Technicians

installing our SiteSentinel tank gauging systems have access to online training for different consoles and software systems. By requesting certified and trained installers and technicians, fuel retailers can make sure they are getting good installations and proper service – every time. Our support personnel will also go on site to assist first time installers or to help solve practical problems.

We are always available to help you get things right, by phone, email or face to face.



Design Services

The OPW design team can develop customized specifications and standards for retailers or provide detailed, station-specific installation drawings. Detailed installation drawings simplifies the work on site. Any potential problems with interfacing products are identified at an early stage when they can easily be resolved. Improvised solutions that may compromise installation quality – or installation standstills – can be avoided entirely.

OPW designers can also provide training for in-house or third party design engineers that want to improve understanding of good installation principles in order to increase installation quality or save costs by optimizing product choice.



Underground Storage Tank Equipment



Underground Storage Tank Equipment

Fill Pipe Connection Equipment



Article Number	Description
633T-8075	4" Fill Pipe Adaptor, Aluminum Hard Coat Adaptor with Lugs
633T-8060	3x3" Fill Pipe Adaptor
633ABS-6300	3" Adaptor with Female Threads
633ABS-6400	4" Adaptor with Female Threads
633F-BR25	2-1/2" NPT Kamlok
633AST-0400	4x4" Kamlok
1611AVL-4X3	4" GR, 3" BSP Vapor Recovery Adaptor
1611AV-1605	3" Vapor Recovery Adaptor
1611AVL-EC	3" GR, 3" BSP Vapor Recovery Adaptor
1611VRB	4" GR, 3" BSP Vapor Recovery Adaptor
634B-6300	3" Cap
634B-6250	2-1/2" Cap
634B-0180	4" Kamlok, Dust Plug
634B-BR25	2-1/2" Kamlok, Twim-Kam
634TE-7085	3" Cap
634TT-7085-EVR	4" Cap
1711-7000	4" Cap
1711T-7085-EVR	3" Cap



Overfill Prevention and In-tank Equipment



Article Number	Description
61SO-4004	4" Overfill Valve, 4x5ft
61SO-4BYE	4" Overfill Valve, 4x5ft, No Tubes, Lower O-ring
71SO-400C	4" Vapor-Tight Overfill Valve
71SO-410C	4" Vapor-Tight Overfill Valve
53VL-0060	2" Ball Float. 6 1/8" long. No Cage
53VL-0050	2" Ball Float. 5 1/8" long. No Cage
53VML-0120	2" Ball Float. 12" long. No Cage
61JSK-4RMT	Jack Screw Kit For Remote Application
CN19372ML	Supporting Cage 61-SO 4"

Tank Venting Equipment

Article Number	Description
623V-2203	2" NPT, Pressure/Vacuum Vent, 3" WC
523V-1100	2", Pressure/Vacuum Vent, 8 oz
523V-3100	3", Pressure/Vacuum Vent, 8oz
23-0055	3", Open Atmospheric Vent
23-0045	1-1/2" Female, Open Atmospheric Vent
23-0044	1-1/2", Open Atmospheric Vent
23-0033	2", Open Atmospheric Vent
23-0034	2", Open Atmospheric Vent

Shut-off Valves, Shear Valves and Check Valves

Article Number	Description
10P-0152L	1-1/2" BSP, 10 Plus Shut Off Valve, Double Poppet
10P-0152	1-1/2" NPT, 10 Plus Shut Off Valve, Double Poppet
10BF-570L	1-1/2" BSP, Shut Off Valve, Single Poppet, Female Top
10BFP-571L	1-1/2" BSP, Shut Off Valve, Double Poppet, Female Top
10BM-580L	1-1/2" BSP, Shut Off Valve, Single Poppet, Male Top
10BM-5825	1-1/2" NPT, Shut Off Valve, Single Poppet, Male Top
10BHMP-5830	1-1/2" NPT, Shut Off Valve, Double Poppet, Male Top
10BU-5925	1-1/2" NPT, Shut Off Valve, Single Poppet, Union Top
10BU-590L	1-1/2" BSP, Shut Off Valve, Single Poppet, Union Top
10RMP-2004	2" NPT, Shut Off Valve, Double Poppet, Male Top
70-007L	1-1/2" BSP, Vertical Check Valve
70S-0075	Check valve with stablizer and test port
60VP-101L	1" BSP, Vapor saver emergency valve
60VSP-1001	1 x 1-1/2", Vaporline shear valve, poppeted
60V-DEF	60V DEF Shear Valve
14NL	1-1/2" BSP, Angle check valve
14NL-2	2" BSP, Angle check valve

Threads Overview

ISO – BSP Pipe Thread Chart

Thread type	ISO 7	BSP (British Standard Pipe Thread)
Tapered male	R	BSPT male
Tapered female	Rc	BSPT female
Parallel male	G male or Rs	BSPP male or BSP male
Parallel female	G female or Rp	BSPP female or BSP female

NPT Pipe Thread Chart

Thread type	NPT (National Pipe Thread Taper)
Tapered male	NPT male or MPT or MIP
Tapered female	NPT female or FPT or FIP





Piping Systems

- KPS Petrol Pipe System™
- Flexworks



PIPING

Pipe

KPS™ 125/110 mm 4" Secondary Containment Piping



Conductive petrol pipes with permeation barrier and secondary containment

Article Number	Description	Remark	Ø (mm)	Length (m)
KP 125/110SCEC6	Pipe 125/110 mm, secondary contained conductive	Pipe 125 mm, primary 110 mm, 5.8 m lengths, 12 units per package	125/110	70 m
KP 125/110SCEC18	Pipe 125/110 mm, secondary contained conductive	Pipe 125 mm, primary 110 mm, 18 m lengths, 1 unit per package	125/110	18 m
KP 125/110SCEC30	Pipe 125/110 mm, secondary contained conductive	Pipe 125 mm, primary 110 mm, 30 m coil	125/110	30 m

Approved according to EN 14125, German standard, EN 13463-1, UL 971, IP2 and ATEX 137 (directive 1999/92/EC).

Conductive connectors for pipe joints

Article Number	Description	Remark	Ø (mm)	Pack Size
KP CC-110	Conductor 110 mm, conductive		110	24

Connectors used to bridge joints thereby maintaining conductivity throughout the pipe system. Patented design.

Welding Sockets



Welding sockets for secondary containment

Article Number	Description	Remark	Ø (mm)	Pack Size
KP 2-125/110SC	Integrated welding socket 125/110 pipe, secondary contained		125/110	12
KP 2-125/110SCA	Integrated Welding Socket 125/110 pipe, 360° secondary contained.		125/110	8
KP 2-110	Welding socket 110 mm		110	10
KP 2-110R	Welding socket 110 mm, no pipe stop	Slides over the pipe	110	1

Termination Fittings



Secondary contained termination fittings

Article Number	Description	Remark	Ø (mm)	Pack Size
KP T125/110SC2A	Termination fitting 125/110 mm	With swiveling elbow test port fitting	125/110	8
KP T125/110SC2B	Termination fitting 125/110 mm	With straight test port fitting.	125/110	8
KP T125/110SC04	Termination fitting 125/110 mm	With plastic plug that seals the test port	125/110	8
KP T90025	Ball valve 1/4" for test port	For KP T model 04		1
KP T125/110B	Termination fitting 125/110 mm	No test port, for burial in soil	125/110	8

Bends, Elbows and Tees



Conductive secondary contained bends and elbows with permeation barrier

Article Number	Description	Remark	Ø (mm)	Pack Size
KP 3-125/110SCEC	Bend 90° 125/110 mm, secondary contained conductive		125/110	1
KP 33-125/110SCC	Moulded elbow 90° 125/110 mm, secondary contained conductive	Sharp radius	125/110	4
KP 4-125/110SCEC	Bend 45° 125/110 mm, secondary contained conductive		125/110	1

Conductive weldable elbows

Article Number	Description	Remark	Ø (mm)	Pack Size
KP 23-110C02	Elbow 90° 110 mm, conductive	Weldable	110	5
KP 24-110C02	Elbow 45° 110 mm, conductive	Weldable	110	6

Conductive tee with permeation barrier

Article Number	Description	Remark	Ø (mm)	Pack Size
KP 8-110FC03	Tee 110 mm, conductive	Equal tee	110	7

Entry Seals



Integrated entry seals and termination fittings

Article Number	Description	Remark	Ø (mm)	Pack Size
KP TM125/110SC2A	Entry seal and termination fitting	With swiveling elbow test port fitting. Threaded, no bolts necessary. Use hole saw Ø 168 mm.	125/110	6
KP TM125/110SC2B	Entry seal and termination fitting	With straight test port fitting. Threaded, no bolts necessary. Use hole saw Ø 168 mm.	125/110	6
KP TM125/110SC04	Entry seal and termination fitting	With plastic plug that seals the test port. Threaded, no bolts necessary. Use hole saw Ø 168 mm.	125/110	6
KP TM125/110SC20	Entry seal and termination fitting with pre-mounted transition fitting to DIN flange DN 80	With plastic plug that seals the test port. Threaded, no bolts necessary. Use hole saw Ø 168 mm.	125/110	2
KP T90025	Ball valve 1/4" for test port	For KP TM model -04.		1
KP TM125/90	Entry seal, pipe 125/110/90 mm	Threaded, no bolts necessary. Use hole saw Ø 168 mm.	125/110/90	8

Blind entry seal

KP TM125/90B	Blind entry seal, pipe 125/110/90 mm	Threaded, no bolts necessary. Use hole saw Ø 168 mm.	125/110/90	10
--------------	--------------------------------------	--	------------	----

Transition Fittings



Female transition fittings, conductive, plastic to steel

Article Number	Description	Remark	Ø (mm)	Pack Size
KP C17-110F	Transition fitting 110 mm, steel	4" BSPT female / Rc 4"	110	4
KP C17-110FL	Transition fitting 50 cm stub, 110 mm, steel	4" BSPT female / Rc 4"	110	1
KP C17-110/90F	Transition fitting 110/90 mm, reduced, steel	3" BSPT female / Rc 3"	110/90	4

Male transition fittings, conductive, plastic to steel

KP C17-110M	Transition fitting 110 mm, steel	4" BSPT male / R 4"	110	4
KP C17-110ML	Transition fitting 50 cm stub, 110 mm, steel	4" BSPT male / R 4"	110	1
KP C17-110/90M	Transition fitting 110/90 mm, reduced, steel	3" BSPT male / R 3"	110/90	4

Female transition flange fittings, with spacer, conductive, plastic to steel

KP C16-110F	Transition fitting 110 mm, steel	4" BSPT female / Rc 4"	110	1
KP C16-110FL	Transition fitting 50 cm stub, 110 mm, steel	4" BSPT female / Rc 4"	110	1
KP C16-110/90F	Transition fitting 110/90 mm, reduced, steel	3" BSPT female / Rc 3"	110/90	1

Male transition flange fittings, with spacer, conductive, plastic to steel

KP C16-110M	Transition fitting 110 mm, steel	4" BSPT male / R 4"	110	1
KP C16-110ML	Transition fitting 50 cm stub, 110 mm, steel	4" BSPT male / R 4"	110	1
KP C16-110/90M	Transition fitting 110/90 mm, reduced, steel	3" BSPT male / R 3"	110/90	1

Conductive stub flanges, DIN flanges and gaskets for pipe termination

KP C20-110	Stub flange, DIN flange and gasket 110 mm, steel		110	2
KP C20-110L	Stub flange, 50 cm stub, DIN flange and gasket 110 mm, steel		110	1
KP W6-110	Separate threaded DIN flange 110 mm, steel	BSPT 4" female / Rc 4"	110	1
KP C20-110/90	Stub flange, DIN flange and gasket 110/90 mm, steel		110	1

Separate flange in stainless steel available upon request

Compression transition fittings, conductive, plastic to steel

KP C14-110/90M	Transition fitting, 110/90 mm, reduced, brass	3" BSPT male / R 3"	110	1
----------------	---	---------------------	-----	---

Transition Fittings (continued)



Flange fittings

Article Number	Description	Remark	Ø (mm)	Pack Size
KP F16-110MM	Flange fitting	4" BSPT male-male / R-R 4"	110	1
KP F16-110MF	Flange fitting	4" BSPT male-female / R-Rc 4"	110	1
KP F16-110FF	Flange fitting	4" BSPT female-female / Rc-Rc 4"	110	1

Pipe

KPS™ 75/63 mm 2" Secondary Containment Piping

Conductive petrol pipes with permeation barrier and secondary containment



Article Number	Description	Remark	Ø (mm)	Length (m)
KP 75/63SCEC30	Pipe 75/63 mm, secondary contained conductive	Pipe 75 mm, primary 63 mm, 30 m coil	75/63	30 m
KP 75/63SCEC60	Pipe 75/63 mm, secondary contained conductive	Pipe 75 mm, primary 63 mm, 60 m coil	75/63	60 m
KP 75/63SCEC100	Pipe 75/63 mm, secondary contained conductive	Pipe 75 mm, primary 63 mm, 100 m coil	75/63	100 m
KP 75/63SCEC6	Pipe 75/63 mm, secondary contained conductive	Pipe 75 mm, primary 63 mm, 5.8 m lengths. 35 units per package	75/63	203 m

Approved according to EN 14125, German standard, EN 13463-1, UL 971, IP2 and ATEX 137 (directive 1999/92/EC).

Conductive connectors for pipe joints

KP CC-63	Conductor 63 mm, conductive	63	45
----------	-----------------------------	----	----

Connectors used to bridge joints thereby maintaining conductivity throughout the pipe system. Patented design.

Welding Sockets



Welding sockets for secondary containment

Article Number	Description	Remark	Ø (mm)	Pack Size
KP 2-75/63SC	Integrated welding socket 75/63 pipe, secondary contained		75/63	18
KP 2-75/63SCA	Integrated welding socket 75/63 pipe, 360° secondary contained		75/63	18
KP 2-63	Welding socket 63 mm		63	45
KP 2-63R	Welding socket 63 mm, no pipe stop	Slides over the pipe	63	1

Termination Fittings



Secondary contained termination fittings

Article Number	Description	Remark	Ø (mm)	Pack Size
KP T75/63SC2A-L	Termination fitting long, single weld 75/63 mm	With swiveling elbow test port fitting. For joining of primary pipe and termination of secondary containment.	75/63	24
KP T75/63SC2B-L	Termination fitting long, single weld 75/63 mm	With straight test port fitting. For joining of primary pipe and termination of secondary containment.	75/63	24
KP T75/63SC04-L	Termination fitting long, single weld 75/63 mm	With plastic plug that seals the test port. For joining of primary pipe and termination of secondary containment.	75/63	24
KP T75/63SC2A	Termination fitting 75/63 mm	With swiveling elbow test port fitting.	75/63	36
KP T75/63SC2B	Termination fitting 75/63 mm	With straight test port fitting.	75/63	36
KP T75/63SC04	Termination fitting 75/63 mm	With plastic plug that seals the test port.	75/63	36



Secondary contained termination fittings (continued)

Article Number	Description	Remark	Ø (mm)	Pack Size
KP T90025	Ball valve 1/4" for test port	For KP T model 04.		1
KP T75/63B-L	Termination fitting long 75/63 mm	No test port. For burial in soil. For joining of primary pipe and termination of secondary containment.	75/63	24
KP T75/63B	Termination fitting 75/63 mm	No test port. For burial in soil.	75/63	36

Bends, Elbows and Tees

Conductive secondary contained bends and elbows with permeation barrier

Article Number	Description	Remark	Ø (mm)	Pack Size
KP 3-75/63SECC	Bend 90° 75/63 mm, secondary contained conductive		75/63	1
KP 4-75/63SECC	Bend 45° 75/63 mm, secondary contained conductive		75/63	1

Conductive secondary contained tees with permeation barrier

KP 8-75/63SECC02	Tee 75/63 mm, secondary contained conductive	Equal tee	75/63	6
KP 28-75/63SCAEC02	Tee 75/63 mm, secondary contained conductive with pre-mounted KP 2-75/63SCA welding sockets	Equal tee, weldable	75/63	4

Conductive weldable elbows

KP 23-63EC	Elbow 90° 63 mm, conductive	Weldable	63	10
KP 24-63EC	Elbow 45° 63 mm, conductive	Weldable	63	12

Conductive tees with permeation barrier

KP 28-63EC	Tee 63 mm, conductive	Weldable	63	10
------------	-----------------------	----------	----	----



Entry Seals

Integrated entry seals and termination fittings

Article Number	Description	Remark	Ø (mm)	Pack Size
KP TM75/63SC2A-L	Entry seal and termination fitting long, two welds	With swiveling elbow test port fitting. For joining of primary pipe. Threaded, no bolts necessary. Use hole saw Ø 114 mm.	75/63	10
KP TM75/63SC2B-L	Entry seal and termination fitting long, two welds	With straight elbow test port fitting. For joining of primary pipe. Threaded, no bolts necessary. Use hole saw Ø 114 mm.	75/63	10
KP TM75/63SC04-L	Entry seal and termination fitting long, two welds	With plastic plug that seals the test port. For joining of primary pipe. Threaded, no bolts necessary. Use hole saw Ø 114 mm.	75/63	10
KP TM75/63SC2A	Entry seal and termination fitting	With swiveling elbow test port fitting. Threaded, no bolts necessary. Use hole saw Ø 114 mm.	75/63	12
KP TM75/63SC2B	Entry seal and termination fitting	With straight test port fitting. Threaded, no bolts necessary. Use hole saw Ø 114 mm.	75/63	12
KP TM75/63SC04	Entry seal and termination fitting	With plastic plug that seals the test port. Threaded, no bolts necessary. Use hole saw Ø 114 mm.	75/63	12
KP T90025	Ball valve 1/4" for test port	For KP TM model 04.		1
KP TM75/63SCA20	Entry seal and termination fitting with pre-mounted KP 2-75/63SCA welding socket and oval flange transition fitting	With test port. For use with leak plate equipped dispensers. Use hole saw Ø 114 mm.	75/63	6
KP TM75/63SC03	Entry seal and termination fitting	No test port. For use with leak plate equipped dispensers. Use hole saw Ø 116 mm.	75/63	6

Entry seals

KP TM75/54	Entry seal, pipe 75/63/54 mm	Threaded, no bolts necessary. Use hole saw Ø 114 mm.	75/63/54	8
------------	------------------------------	--	----------	---

Blind entry seal

KP TM75/54B	Blind entry seal, pipe 75/63/54 mm	Threaded, no bolts necessary. Use hole saw Ø 114 mm.	75/63/54	10
-------------	------------------------------------	--	----------	----



Transition Fittings

Female transition fittings, conductive, plastic to steel

Article Number	Description	Remark	Ø (mm)	Pack Size
KP C17-63F	Transition fitting 63 mm, steel	2" BSPT female / Rc 2"	63	12
KP C17-63/54F	Transition fitting 63/54 mm, reduced, steel	1½" BSPT female / Rc 1½"	63/54	12
KP C17-63FL	Transition fitting 50 cm stub, 63 mm, steel	2" BSPT female / Rc 2"	63	10
KP C17-63/54FL	Transition fitting 50 cm stub, 63/54 mm, reduced, steel	1½" BSPT female / Rc 1½"	63/54	10

Male transition fittings, conductive, plastic to steel

KP C17-63M	Transition fitting 63 mm, steel	2" BSPT male / R 2"	63	12
KP C17-63ML	Transition fitting 50 cm stub, 63 mm, steel	2" BSPT male / R 2"	63	10
KP C17-63/54ML	Transition fitting 50 cm stub, 63/54 mm, reduced, steel	1½" BSPT male / R 1½"	63/54	10

Female transition flange fittings, with spacer, conductive, plastic to steel

KP C16-63F	Transition fitting 63 mm, steel	2" BSPT female / Rc 2"	63	10
KP C16-63/54F	Transition fitting 63/54 mm, reduced, steel	1½" BSPT female / Rc 1½" steel	63/54	10
KP C16-63FL	Transition fitting long 50 cm stub 63 mm, steel	2" BSPT female / Rc 2"	63	1

Male transition flange fittings, with spacer, conductive, plastic to steel

KP C16-63M	Transition fitting 63 mm, steel	2" BSPT male / R 2"	63	10
KP C16-63/54M	Transition fitting 63/54 mm, reduced, steel	1½" BSPT male / R 1½"	63/54	10
KP C16-63ML	Transition fitting 50 cm stub, 63 mm, steel	2" BSPT male / R 2"	63	1

Conductive stub flanges, DIN flanges and gaskets for pipe termination

KP C20-63	Stub flange, DIN flange and gasket 63 mm, steel		63	4
KP C20-63L	Stub flange, 50 cm stub, DIN flange and gasket 63 mm, steel		63	1
KP W6-63	Separate threaded DIN flange 63 mm, steel	BSPT 2" female / Rc 2"	63	1

Separate flange in stainless steel available upon request

Compression transition fittings, conductive, plastic to steel

KP C14-63M	Transition fitting 63 mm, brass	2" BSPT male / R 2"	63	1
KP C14-63MS	Transition fitting 63 mm, stainless steel	2" BSPT male / R 2" Extended delivery time may apply.	63	1
KP C14-63/25M	Transition fitting 63/25 mm, reduced, brass	1" BSPT male / R 1"	63	1

Flange fittings

KP F16-63MM	Flange fitting	2" BSPT male-male / R-R 2"		1
KP F16-63MF	Flange fitting	2" BSPT male-female / R-Rc 2"		1
KP F16-63FF	Flange fitting	2" BSPT female-female / Rc-Rc 2"		1

Flexible Connectors and Valves

Conductive flexible connectors, union coupling

Article Number	Description	Remark	Length (mm)
KP T50-4S	Flex hose 400 mm, stainless	BSPT 2" male x 2" female union R 1" x Rc 1" union	400
KP T50-6S	Flex hose 600 mm, stainless	BSPT 2" male x 2" female union R 2" x Rc 2" union	600
KP T50-8S	Flex hose 800 mm, stainless	BSPT 2" male x 2" female union R 2" x Rc 2" union	800
KP T50-12S	Flex hose 1200 mm, stainless	BSPT 2" male x 2" female union R 2" x Rc 2" union	1200

Flexible connectors and valves (continued)

Conductive flexible connectors, hexagon nipple type



Article Number	Description	Remark
KP TN50-4S	Flex hose 400 mm, stainless	BSPT 2" male x male / R 2" x R 2"
KP TN50-6S	Flex hose 600 mm, stainless	BSPT 2" male x male / R 2" x R 2"
Valves		
KP 14-050	Ball valve 2"	BSPT 2" female / Rc 2"
KP 15-050	Shut-off valve 2"	BSPT 2" female / Rc 2"
KP 15-050HL	Shut-off valve handle	To open and close shut-off valve from surface level.

AdBlue Fittings



Article Number	Description	Remark	Ø (mm)	Pack Size
KP C17-63FS	Transition fitting 63 mm, stainless steel	2" BSPT female / Rc 2"	63	1
KP C17-63MS	Transition fitting 63 mm, stainless steel	2" BSPT male / Rc 2"	63	1
KP C13-63FS-AB	Transition fitting 63 mm, stainless steel	2" BSPT female / Rc 2"	63	1
KP C14-63MS	Transition fitting 63 mm, stainless steel	2" BSPT male / R 2"	63	1
KP C20-63S	Transition fitting 63 mm, stainless steel		63	1

Extended delivery time may apply on stainless steel fittings.

Pipe

KPS™ 40/32 mm 1-1/2" Secondary Containment Piping



Conductive petrol pipes with permeation barrier and secondary containment

Article Number	Description	Remark	Ø (mm)	Length (m)
KP 40/32SCEC30	Pipe 40/32 mm, secondary contained conductive	Pipe 40 mm, primary 32 mm, 30 m coil	40/32	30 m
KP 40/32SCEC60	Pipe 40/32 mm, secondary contained conductive	Pipe 40 mm, primary 32 mm, 60 m coil	40/32	60 m
KP 40/32SCEC100	Pipe 40/32 mm, secondary contained conductive	Pipe 40 mm, primary 32 mm, 100 m coil	40/32	100 m

Approved according to EN 14125, German standard, EN 13463-1, UL 971, IP2 and ATEX 137 (directive 1999/92/EC).



Conductive connectors for pipe joints

KP CC-32	Conductor 32 mm, conductive		32	30
----------	-----------------------------	--	----	----

Connectors used to bridge joints thereby maintaining conductivity throughout the pipe system. Patented design.

Welding Sockets



Welding sockets for secondary containment

Article Number	Description	Remark	Ø (mm)	Pack Size
KP 2-63/40SC	Integrated welding socket 40/32 pipe, 360° secondary contained		40/32	1

Welding sockets

KP 2-32	Welding socket 32 mm		32	1
---------	----------------------	--	----	---

Termination Fittings



Secondary contained termination fittings

Article Number	Description	Remark	Ø (mm)	Pack Size
KP T40/32SC	Termination fitting 40/32 mm	With swiveling elbow test port fitting	40/32	1
KP T40/32	Termination fitting 40/32 mm	No test port	40/32	1

Bends



Conductive secondary contained bends with permeation barrier

Article Number	Description	Remark	Ø (mm)	Pack Size
KP 3-40/32SCECL	Bend 90° 40/32 mm, secondary contained conductive		40/32	1
KP 4-40/32SCECL	Bend 45° 40/32 mm, secondary contained conductive		40/32	1

Entry Seal



KP M63-40	Entry seal, pipe 40 mm		40	1
-----------	------------------------	--	----	---

Transition Fittings



Female transition fittings, conductive, plastic to steel

Article Number	Description	Remark	Ø (mm)	Pack Size
KP C17-32F	Transition fitting 32 mm, steel	1" BSPT female / Rc 1"	32	1
KP C17-32FS	Transition fitting 32 mm, stainless steel	1" BSPT female / Rc 1" Extended delivery time may apply.	32	1



Compression transition fittings, conductive, plastic to steel

KP C14-32M	Transition fitting 32 mm, brass	1¼" BSPT male / R 1¼"	32	2
KP C14-32MS	Transition fitting 32 mm, stainless steel	1¼" BSPT male / R 1¼"	32	1



Transition compression PRK fittings, plastic to steel

KP PRK-32M	PRK fitting 32 mm, steel	1¼" BSPT male / R 1¼"	32	1
KP PRK-32MR	PRK fitting 32/25 mm, reduced, steel	1¼" BSPT male / R 1¼"	32	1

Flexible Connectors and Valves



Conductive flexible connectors, union coupling

Article Number	Description	Remark	Length (mm)
KP T25-10S	Flex hose 1000 mm, stainless	BSPT 1" male x 1" female union / R 1" x Rc 1" union	1000
KP T25-13S	Flex hose 1300 mm, stainless	BSPT 1" male x 1" female union / R 1" x Rc 1" union	1300



Conductive flexible connectors, hexagon nipple type

KP TN25-6S	Flex hose 600 mm, stainless	BSPT 1" male x male / R 1" x R 1"	600
KP TN25-13S	Flex hose 1300 mm, stainless	BSPT 1" male x male / R 1" x R 1"	1300



Valve

KP 14-025	Ball valve 1"	BSPT 1" female / Rc 1"	1
-----------	---------------	------------------------	---

AdBlue Fittings



Article Number	Description	Remark	Ø (mm)	Pack Size
KP C17-32FS	Transition fitting 32 mm, stainless steel	1" BSPT female / Rc 1"	32	1
KP C14-32MS	Transition fitting 32 mm, stainless steel	1" BSPT male / R 1"	32	1

Extended delivery time may apply on stainless steel fittings.

Pipe

KPS™ 110 mm 4" Primary Piping



Conductive petrol pipes with permeation barrier

Article Number	Description	Remark	Ø (mm)	Length (m)
KP 110EC6	Pipe 110 mm, conductive	Pipe 110 mm, 5.8 m lengths. 20 units / package	110	116 m
KP 110EC18	Pipe 110 mm, conductive	Pipe 110 mm, 18 m lengths. 1 unit / package	110	18 m
KP 110EC30	Pipe 110 mm, conductive	Pipe 110 mm, 30 m coil.	110	30 m

Approved according to EN 14125, German standard, EN 13463-1, UL 971, IP2 and ATEX 137 (directive 1999/92/EC).

Conductive connectors for pipe joints

KP CC-110	Conductor 110 mm, conductive		110	24
-----------	------------------------------	--	-----	----

Connectors used to bridge joints thereby maintaining conductivity throughout the pipe system. Patented design.

Welding Sockets



Article Number	Description	Remark	Ø (mm)	Pack Size
KP 2-110	Welding socket 110 mm		110	10
KP 2-110R	Welding socket 110 mm, no pipe stop	Slides over the pipe	110	1

Bends, Elbows and Tees

Conductive formed bends and elbows with permeation barrier



Article Number	Description	Remark	Ø (mm)	Pack Size
KP 3-110FC	Bend 90° 110 mm, conductive		110	1
KP 3-110FCL	Bend 90° 110 mm, conductive, long type	45 cm extra length	110	1
KP 4-110FC	Bend 45° 110 mm, conductive		110	1

Conductive weldable elbows

KP 23-110C02	Elbow 90° 110 mm, conductive	Weldable	110	5
KP 24-110C02	Elbow 45° 110 mm, conductive	Weldable	110	6

Conductive tee with permeation barrier

KP 8-110FC03	Tee 110 mm, conductive	Equal tee	110	7
--------------	------------------------	-----------	-----	---

Entry Seals



Article Number	Description	Remark	Ø (mm)	Pack Size
KP TM125/90	Entry seal, pipe 125/110/90 mm	Threaded, no bolts necessary. Use hole saw Ø 168 mm.	125/110/90	8
KP M160/90	Entry seal, pipe 160 to 90 mm	Use hole saw Ø 168 mm.	160/125/110/90	6

Blind entry seal

KP TM125/90B	Blind entry seal, pipe 125/110/90 mm	Threaded, no bolts necessary. Use hole saw Ø 168 mm.	125/110/90	10
--------------	--------------------------------------	--	------------	----

Transition Fittings

Female transition fittings, conductive, plastic to steel

Article Number	Description	Remark	Ø (mm)	Pack Size
KP C17-110F	Transition fitting 110 mm, steel	4" BSPT female / Rc 4"	110	4
KP C17-110FL	Transition fitting 50 cm stub, 110 mm, steel	4" BSPT female / Rc 4"	110	1
KP C17-110/90F	Transition fitting 110/90 mm, reduced, steel	3" BSPT female / Rc 3"	110/90	4

Male transition fittings, conductive, plastic to steel

KP C17-110M	Transition fitting 110 mm, steel	4" BSPT male / R 4"	110	4
KP C17-110ML	Transition fitting 50 cm stub, 110 mm, steel	4" BSPT male / R 4"	110	1
KP C17-110/90M	Transition fitting 110/90 mm, reduced, steel	3" BSPT male / R 3"	110/90	4

Female transition flange fittings, with spacer, conductive, plastic to steel

KP C16-110F	Transition fitting 110 mm, steel	4" BSPT female / Rc 4"	110	1
KP C16-110FL	Transition fitting 50 cm stub, 110 mm, steel	4" BSPT female / Rc 4"	110	1
KP C16-110/90F	Transition fitting 110/90 mm, reduced, steel	3" BSPT female / Rc 3"	110/90	1

Male transition flange fittings, with spacer, conductive, plastic to steel

KP C16-110M	Transition fitting 110 mm, steel	4" BSPT male / R 4"	110	1
KP C16-110ML	Transition fitting 50 cm stub, 110 mm, steel	4" BSPT male / R 4"	110	1
KP C16-110/90M	Transition fitting 110/90 mm, reduced, steel	3" BSPT male / R 3"	110/90	1

Conductive stub flanges, DIN flanges and gaskets for pipe termination

KP C20-110	Stub flange, DIN flange and gasket 110 mm, steel		110	2
KP C20-110L	Stub flange, 50 cm stub, DIN flange and gasket 110 mm, steel		110	1
KP W6-110	Separate threaded DIN flange 110 mm, steel	BSPT 4" female / Rc 4"	110	1
C20-110/90	Stub flange, DIN flange and gasket 110/90 mm, steel		110	1

Separate flange in stainless steel available upon request

Compression transition fittings, conductive, plastic to steel

KP C14-110/90M	Transition fitting, 110/90 mm, reduced, brass	3" BSPT male / R 3"	110	1
----------------	---	---------------------	-----	---

Flange fittings

KP F16-110MM	Flange fitting	4" BSPT male-male / R-R 4"		1
KP F16-110MF	Flange fitting	4" BSPT male-female / R-Rc 4"		1
KP F16-110FF	Flange fitting	4" BSPT female-female / Rc-Rc 4"		1

KPS™ 90 mm 3" Primary Piping

Pipe

Conductive petrol pipes with permeation barrier

Article Number	Description	Remark	Ø (mm)	Length (m)
KP 90EC6	Pipe 90 mm, conductive	Pipe 90 mm, 5.8 m lengths. 24 units / package	90	139 m
KP 90EC18	Pipe 90 mm, conductive	Pipe 90 mm, 18 m lengths. 1 unit / package	90	18 m
KP 90EC30	Pipe 90 mm, conductive	Pipe 90 mm, 30 m coil.	90	30 m

Approved according to EN 14125, German standard, EN 13463-1, UL 971, IP2 and ATEX 137 (directive 1999/92/EC).

Conductive connectors for pipe joints

KP CC-90	Conductor 90 mm, conductive	Pack size, 36	90	30
----------	-----------------------------	---------------	----	----

Connectors used to bridge joints thereby maintaining conductivity throughout the pipe system. Patented design.

Welding Sockets



Article Number	Description	Remark	Ø (mm)	Pack Size
KP 2-90	Welding socket 90 mm		90	18
KP 2-90R	Welding socket 90 mm, no pipe stop	Slides over the pipe	90	1

Bends, Elbows and Tees

Conductive formed bends and elbows with permeation barrier



Article Number	Description	Remark	Ø (mm)	Pack Size
KP 3-90FC	Bend 90° 90 mm, conductive		90	1
KP 3-90FCL	Bend 90° 90 mm, conductive, long type	44 cm extra length	90	1
KP 4-90FC	Bend 45° 90 mm, conductive		90	1

Conductive weldable elbows



KP 23-90C02	Elbow 90° 90 mm, conductive	Weldable	90	8
KP 24-90C02	Elbow 45° 90 mm, conductive	Weldable	90	10

Conductive tee with permeation barrier



KP 8-90FC03	Tee 90 mm, conductive	Equal tee	90	10
-------------	-----------------------	-----------	----	----

Conductive reducers



KP 9-90/63EC	Reducer 90/63 mm, moulded, conductive		90/63	24
--------------	---------------------------------------	--	-------	----

Entry Seals



Article Number	Description	Remark	Ø (mm)	Pack Size
KP TM125/90	Entry seal, pipe 125/110/90 mm	Threaded, no bolts necessary. Use hole saw Ø 168 mm.	125/110/90	8
KP M160/90	Entry seal, pipe 160 to 90 mm	Use hole saw Ø 168 mm.	160/125/110/90	6

Blind entry seal

KP TM125/90B	Blind entry seal, pipe 125/110/90 mm	Threaded, no bolts necessary. Use hole saw Ø 168 mm.	125/110/90	10
--------------	--------------------------------------	--	------------	----

Transition Fittings

Female transition fittings, conductive, plastic to steel



Article Number	Description	Remark	Ø (mm)	Pack Size
KP C17-90F	Transition fitting 90 mm, steel	3" BSPT female / Rc 3"	90	5

Male transition fittings, conductive, plastic to steel



KP C17-90M	Transition fitting 90 mm, steel	3" BSPT male / R 3"	90	5
------------	---------------------------------	---------------------	----	---

Female transition flange fittings, with spacer, conductive, plastic to steel



KP C16-90F	Transition fitting 90 mm, steel	3" BSPT female / Rc 3"	90	1
------------	---------------------------------	------------------------	----	---

Male transition flange fittings, with spacer, conductive, plastic to steel



KP C16-90M	Transition fitting 90 mm, steel	3" BSPT female / Rc 3"	90	1
------------	---------------------------------	------------------------	----	---

Conductive stub flanges, DIN flanges and gaskets for pipe termination



KP C20-90	Stub flange, DIN flange and gasket 90 mm, steel		90	2
KP W6-90	Separate threaded DIN flange 90 mm, steel	BSPT 3" female / Rc 3"	90	1

Separate flange in stainless steel available upon request

Compression transition fittings, conductive, plastic to steel



KP C14-90M	Transition fitting 90 mm, brass	3" BSPT male / R 3"	90	1
------------	---------------------------------	---------------------	----	---

Transition Fittings (continued)



Flange fittings

Article Number	Description	Remark	Ø (mm)	Pack Size
KP F16-90MM	Flange fitting	3" BSPT male-male / R-R 3"		1
KP F16-90MF	Flange fitting	3" BSPT male-female / R-Rc 3"		1
KP F16-90FF	Flange fitting	3" BSPT female-female / Rc-Rc 3"		1

Pipe

KPS™ 63 mm 2" Primary Piping



Conductive petrol pipes with permeation barrier

Article Number	Description	Remark	Ø (mm)	Length (m)
KP 63EC6	Pipe 63 mm, conductive	Pipe 63 mm, 5.8 m lengths. 48 units per package	63	278 m
KP 63EC50	Pipe 63 mm, conductive	Pipe 63 mm, 50 m coil	63	50 m
KP 63EC85	Pipe 63 mm, conductive	Pipe 63 mm, 85 m coil	63	85 m

Approved according to EN 14125, German standard, EN 13463-1, UL 971, IP2 and ATEX 137 (directive 1999/92/EC).

Conductive connectors for pipe joints

KP CC-63	Conductor 63 mm, conductive		63	45
----------	-----------------------------	--	----	----

Connectors used to bridge joints thereby maintaining conductivity throughout the pipe system. Patented design.

Welding Sockets



Article Number	Description	Remark	Ø (mm)	Pack Size
KP 2-63	Welding socket 63 mm		63	45
KP 2-63R	Welding socket 63 mm, no pipe stop	Slides over the pipe	63	1

Bends, Elbows and Tees

Conductive formed bends and elbows with permeation barrier

Article Number	Description	Remark	Ø (mm)	Pack Size
KP 3-63FC	Bend 90° 63 mm, conductive		63	8
KP 3-63FCL	Bend 90° 63 mm, conductive, long type	50 cm extra length	63	1
KP 4-63FC	Bend 45° 63 mm, conductive		63	20

Conductive weldable elbows

KP 23-63EC	Elbow 90° 63 mm, conductive	Weldable	63	10
KP 24-63EC	Elbow 45° 63 mm, conductive	Weldable	63	12

Conductive tee with permeation barrier

KP 28-63EC	Tee 63 mm, conductive	Weldable	63	10
------------	-----------------------	----------	----	----

Entry Seals



Article Number	Description	Remark	Ø (mm)	Pack Size
KP TM75/54	Entry seal, pipe 75/63/54 mm	Threaded, no bolts necessary. Use hole saw Ø 114 mm.	75/63/54	8
KP M75/54	Entry seal, pipe 75 to 54 mm	Use hole saw Ø 92 mm.	75/63/54	15



Blind entry seal

Article Number	Description	Remark	Ø (mm)	Pack Size
KP TM75/54B	Blind entry seal, pipe 75/63/54 mm	Threaded, no bolts necessary. Use hole saw Ø 114 mm.	75/63/54	10

Transition Fittings

Female transition fittings, conductive, plastic to steel

Article Number	Description	Remark	Ø (mm)	Pack Size
KP C17-63F	Transition fitting 63 mm, steel	2" BSPT female / Rc 2"	63	12
KP C17-63/54F	Transition fitting 63/54 mm, reduced, steel	1½" BSPT female / Rc 1½"	63/54	12
KP C17-63FL	Transition fitting 50 cm stub, 63 mm, steel	2" BSPT female / Rc 2"	63	10
KP C17-63/54FL	Transition fitting 50 cm stub, 63/54 mm, reduced, steel	1½" BSPT female / Rc 1½"	63/54	10

Male transition fittings, conductive, plastic to steel

KP C17-63M	Transition fitting 63 mm, steel	2" BSPT male / R 2"	63	12
KP C17-63ML	Transition fitting 50 cm stub, 63 mm, steel	2" BSPT male / R 2"	63	10
KP C17-63/54ML	Transition fitting 50 cm stub, 63/54 mm, reduced, steel	1½" BSPT male / R 1½"	63/54	10

Female transition flange fittings, with spacer, conductive, plastic to steel

KP C16-63F	Transition fitting 63 mm, steel	2" BSPT female / Rc 2"	63	10
KP C16-63/54F	Transition fitting 63/54 mm, reduced, steel	1½" BSPT female / Rc 1½" steel	63/54	10
KP C16-63FL	Transition fitting 50 cm stub 63 mm, steel	2" BSPT female / Rc 2"	63	1

Male transition flange fittings, with spacer, conductive, plastic to steel

KP C16-63M	Transition fitting 63 mm, steel	2" BSPT male / R 2"	63	10
KP C16-63/54M	Transition fitting 63/54 mm, reduced, steel	1½" BSPT male / R 1½"	63/54	10
KP C16-63ML	Transition fitting 50 cm stub, 63 mm, steel	2" BSPT male / R 2"	63	1

Conductive stub flanges, DIN flanges and gaskets for pipe termination

KP C20-63	Stub flange, DIN flange and gasket 63 mm, steel		63	4
KP C20-63L	Stub flange, 50 cm stub, DIN flange and gasket 63 mm, steel		63	1
KP W6-63	Separate threaded DIN flange 63 mm, steel	BSPT 2" female / Rc 2"	63	1

Separate flange in stainless steel available upon request

Compression transition fittings, conductive, plastic to steel

KP C14-63M	Transition fitting 63 mm, brass	2" BSPT male / R 2"	63	1
KP C14-63MS	Transition fitting 63 mm, stainless steel	2" BSPT male / R 2" Extended delivery time may apply.	63	1
KP C14-63/54M	Transition fitting 63/54 mm, reduced, brass	1½" BSPT male / R 1½"	63	1
KP C14-63/25M	Transition fitting 63/25 mm, reduced, brass	1" BSPT male / R 1"	63	1

Flange fittings

KP F16-63MM	Flange fitting	2" BSPT male-male / R-R 2"		1
KP F16-63MF	Flange fitting	2" BSPT male-female / R-Rc 2"		1
KP F16-63FF	Flange fitting	2" BSPT female-female / Rc-Rc 2"		1

Flexible Connectors and Valves



Conductive flexible connectors, union coupling

Article Number	Description	Remark	Length (mm)
KP T50-4S	Flex hose 400 mm, stainless	BSPT 2" male x 2" female union R 2" x Rc 2" union	400
KP T50-6S	Flex hose 600 mm, stainless	BSPT 2" male x 2" female union R 2" x Rc 2" union	600
KP T50-8S	Flex hose 800 mm, stainless	BSPT 2" male x 2" female union R 2" x Rc 2" union	800
KP T50-12S	Flex hose 1200 mm, stainless	BSPT 2" male x 2" female union R 2" x Rc 2" union	1200

Conductive flexible connectors, hexagon nipple type

KP TN50-4S	Flex hose 400 mm, stainless	BSPT 2" male x male / R 2" x R 2"	400
KP TN50-6S	Flex hose 600 mm, stainless	BSPT 2" male x male / R 2" x R 2"	600

Valves

KP 14-050	Ball valve 2"	BSPT 2" female / Rc 2"	1
KP 15-050	Shut-off valve 2"	BSPT 2" female / Rc 2"	1
KP 15-050HL	Shut-off valve handle	To open and close shut-off valve from surface level.	1

AdBlue Fittings



Article Number	Description	Remark	Ø (mm)	Pack Size
KP C13-63FS-AB	Transition fitting 63 mm, stainless steel	2" BSPT female / Rc 2"	63	1
KP C14-63MS	Transition fitting 63 mm, stainless steel	2" BSPT male / R 2"	63	1

Extended delivery time may apply on stainless steel fittings.

KPS™ 54 mm 1-1/2" Primary Piping

Pipe



Conductive petrol pipes with permeation barrier

Article Number	Description	Remark	Ø (mm)	Length (m)
KP 54EC6	Pipe 54 mm, conductive	Pipe 54 mm, 5.8 m lengths. 60 units per package	54	348 m
KP 54EC50	Pipe 54 mm, conductive	Pipe 54 mm, 50 m coil	54	50 m
KP 54EC100	Pipe 54 mm, conductive	Pipe 54 mm, 100 m coil	54	100 m

Approved according to EN 14125, German standard, EN 13463-1, UL 971, IP2 and ATEX 137 (directive 1999/92/EC).

Conductive connectors for pipe joints

KP CC-54	Conductor 54 mm, conductive		54	50
----------	-----------------------------	--	----	----

Connectors used to bridge joints thereby maintaining conductivity throughout the pipe system. Patented design.

Welding Sockets



Article Number	Description	Remark	Ø (mm)	Pack Size
KP 2-54	Welding socket 54 mm		54	40
KP 2-54R	Welding socket 54 mm, no pipe stop	Slides over the pipe	54	1

Bends, Elbows and Tees



Conductive formed bends and elbows with permeation barrier

Article Number	Description	Remark	Ø (mm)	Pack Size
KP 3-54FC	Bend 90° 54 mm, conductive		54	10
KP 3-54FCL	Bend 90° 54 mm, conductive, long type	48 cm extra length	54	1
KP 4-54FC	Bend 45° 54 mm, conductive		54	20

Conductive tee with permeation barrier

KP 8-54FC02	Tee 54 mm, conductive	Equal tee	54	18
-------------	-----------------------	-----------	----	----

Entry Seals



Article Number	Description	Remark	Ø (mm)	Pack Size
KP TM75/54	Entry seal, pipe 75/63/54 mm	Threaded, no bolts necessary. Use hole saw Ø 114 mm.	75/63/54	8
KP M75/54	Entry seal, pipe 75 to 54 mm	Use hole saw Ø 92 mm.	75/63/54	15

Blind entry seal

KP TM75/54B	Blind entry seal, pipe 75/63/54 mm	Threaded, no bolts necessary. Use hole saw Ø 114 mm.	75/63/54	10
-------------	------------------------------------	--	----------	----

Transition Fittings

Female transition fittings, conductive, plastic to steel

Article Number	Description	Remark	Ø (mm)	Pack Size
KP C17-54F	Transition fitting 54 mm, steel	1½" BSPT female / Rc 1½"	54	15

Male transition fittings, conductive, plastic to steel

KP C17-54M	Transition fitting 54 mm, steel	1½" BSPT male / R 1½"	54	15
------------	---------------------------------	-----------------------	----	----

Female transition flange fittings, with spacer, conductive, plastic to steel

KP C16-54F	Transition fitting 54 mm, steel	1½" BSPT female / Rc 1½"	54	10
------------	---------------------------------	--------------------------	----	----

Male transition flange fittings, with spacer, conductive, plastic to steel

KP C16-54M	Transition fitting 54 mm, steel	1½" BSPT male / R 1½"	54	10
------------	---------------------------------	-----------------------	----	----

Conductive stub flanges, DIN flanges and gaskets for pipe termination

KP C20-54	Stub flange, DIN flange and gasket 54 mm, steel		54	4
-----------	---	--	----	---

KP W6-54	Separate threaded DIN flange 54 mm, steel	BSPT 1½" female / Rc 1½"	54	1
----------	---	--------------------------	----	---

Separate flange in stainless steel available upon request

Compression transition fittings, conductive, plastic to steel

KP C14-54M	Transition fitting 54 mm, brass	1½" BSPT male / R 1½"	54	1
------------	---------------------------------	-----------------------	----	---

Flange fittings

KP F16-54MM	Flange fitting	1½" BSPT male-male / R-R 1½"		1
KP F16-54MF	Flange fitting	1½" BSPT male-female / R-Rc 1½"		1
KP F16-54FF	Flange fitting	1½" BSPT female-female / Rc-Rc 1½"		1

Flexible Connectors and Valves

Conductive flexible connectors, union coupling



Article Number	Description	Remark	Length (mm)
KP T40-4S	Flex hose 400 mm, stainless	BSPT 1½" male x 1½" female union R 1½" x Rc 1½" union	400
KP T40-6S	Flex hose 600 mm, stainless	BSPT 1½" male x 1½" female union R 1½" x Rc 1½" union	600
KP T40-13S	Flex hose 1300 mm, stainless	BSPT 1½" male x 1½" female union R 1" x Rc 1" union	1300

Conductive flexible connectors, hexagon nipple type



KP TN40-3S	Flex hose 300 mm, stainless	BSPT 1½" male x male / R 1½" x R 1½"	300
KP TN40-4S	Flex hose 400 mm, stainless	BSPT 1½" male x male / R 1½" x R 1½"	400
KP TN40-6S	Flex hose 600 mm, stainless	BSPT 1½" male x male / R 1½" x R 1½"	600
KP TN40-10S	Flex hose 1000 mm, stainless	BSPT 1½" male x male / R 1½" x R 1½"	1000
KP TN40-13S	Flex hose 1300 mm, stainless	BSPT 1½" male x male / R 1½" x R 1½"	1300



Valves

KP 14-040	Ball valve 1½"	BSPT 1½" female / Rc 1½"	1
-----------	----------------	--------------------------	---

Pipe

KPS™ 32 mm 1" Primary Piping

Conductive petrol pipes with permeation barrier



Article Number	Description	Remark	Ø (mm)	Length (m)
KP 32EC50	Pipe 32 mm, conductive	Pipe 32 mm, 50 m coil	32	50 m
KP 32EC100	Pipe 32 mm, conductive	Pipe 32 mm, 100 m coil	32	100 m
KP 32EC200	Pipe 32 mm, conductive	Pipe 32 mm, 200 m coil	32	200 m

Approved according to EN 14125, German standard, EN 13463-1, UL 971, IP2 and ATEX 137 (directive 1999/92/EC).

Conductive connectors for pipe joints



KP CC-32	Conductor 32 mm, conductive		32	30
----------	-----------------------------	--	----	----

Connectors used to bridge joints thereby maintaining conductivity throughout the pipe system. Patented design.

Welding Sockets



Article Number	Description	Remark	Ø (mm)	Pack Size
KP 2-32	Welding Socket 32mm	Only for electrical conduit 75mm	32	1

Entry Seals



Article Number	Description	Remark	Ø (mm)	Pack Size
KP TM32/15	Entry seal, pipe 32/20/15 mm	Threaded, no bolts necessary. Use hole saw Ø 168 mm.	32/20/15	8
KP M50-32	Entry seal, pipe 32 mm		32	1

Transition Fittings



Female transition fittings, conductive, plastic to steel

Article Number	Description	Remark	Ø (mm)	Pack Size
KP C17-32F	Transition fitting 32 mm, steel	1" BSPT female / Rc 1"	32	1
KP C17-32FS	Transition fitting 32 mm, stainless steel	1" BSPT female / Rc 1" Extended delivery time may apply.	32	1

Compression transition fittings, conductive, plastic to steel

KP C14-32M	Transition fitting 32 mm, brass	1¼" BSPT male / R 1¼"	32	2
KP C14-32MS	Transition fitting 32 mm, stainless steel	1¼" BSPT male / R 1¼"	32	1

Transition compression PRK fittings, plastic to steel

KP PRK-32M	PRK fitting 32 mm, steel	1¼" BSPT male / R 1¼"	32	1
KP PRK-32MR	PRK fitting 32/25 mm, reduced, steel	1¼" BSPT male / R 1¼"	32	1

Flexible Connectors and Valves



Conductive flexible connectors, union coupling

Article Number	Description	Remark	Length (mm)
KP T25-10S	Flex hose 1000 mm, stainless	BSPT 1" male x 1" female union / R 1" x Rc 1" union	1000
KP T25-13S	Flex hose 1300 mm, stainless	BSPT 1" male x 1" female union / R 1" x Rc 1" union	1300

Conductive flexible connectors, hexagon nipple type

KP TN25-6S	Flex hose 600 mm, stainless	BSPT 1" male x male / R 1" x R 1"	600
KP TN25-13S	Flex hose 1300 mm, stainless	BSPT 1" male x male / R 1" x R 1"	1300

Valve

KP 14-025	Ball valve 1"	BSPT 1" female / Rc 1"	1
-----------	---------------	------------------------	---

AdBlue Fittings



Article Number	Description	Remark	Ø (mm)	Pack Size
KP C17-32FS	Transition fitting 32 mm, stainless steel	1" BSPT female / Rc 1"	32	1
KP C14-32MS	Transition fitting 32 mm, stainless steel	1" BSPT male / R 1"	32	1

Extended delivery time may apply on stainless steel fittings.

Conduits



KPS™ Conduits

Conduits for electric cables, with permeation barrier

Article Number	Description	Remark	Ø (mm)	Length (m)
KP 75EL100	Electrical conduit 75 mm	Pipe 75 mm, 100 m coil with permeation barrier	75	100 m
KP 32EL200	Electrical conduit 32 mm	Pipe 32 mm, 200 m coil with permeation barrier	32	200 m

Welding Sockets



Article Number	Description	Remark	Ø (mm)	Pack Size
KP 2-75	Welding socket 75 mm	ONLY for electrical conduit 75 mm.	75	36
KP 2-32	Welding socket 32 mm		32	1

Elbows



Conduits for electric cables, with permeation barrier

Article Number	Description	Remark	Ø (mm)	Pack Size
KP 3-75	Elbow 90° 75 mm, moulded	For electrical conduits only	75	8
KP 3-32	Elbow 90° 32 mm, moulded	For electrical conduits only	32	20

KPS™ Tools and Equipment

KPS Welding Equipment

Welding equipment



Article Number	Description	Remark	Pack Size
KP 108B	Welding machine, 230V	Includes box and cables	1
KP 318	Welding kit	Including KP 108, 5 x KP 1001 and 6 x KP 409.	1

Welding fixtures



KP 1001	Welding fixture, double clamp	For 40–125 mm pipes	1
KP 409	Welding fixture, single clamp	For 40–125 mm pipes	1

Spare welding cables



KP 10802	Connection cable, for 2 mm pin, 800 mm	ORANGE for machine KP 108	2	1
KP 10803	Connection cable, for 4 mm pin, 800 mm	GREY for machine KP 108	4	1
KP 10804	Jumper cable, serial, for 2 mm pins, 600 mm	For welding in series	2	1

Pipe Installation Tools and Equipment

Pipe Installation Tools



Article Number	Description	Remark	Ø (mm)	Pack Size
KP 505	Scraper	To remove PE oxide from pipes before welding		1
KP RTC160	Pipe scraper for pipes 50–160 mm	To remove PE oxide from pipes before welding		1
KP RTC315	Pipe scraper for pipes 75–315 mm	To remove PE oxide from pipes before welding		1
KP 475	Pipe cutter 50–127 mm	Rotating pipe cutter including a deburring knife	50–127 mm	1
KP 474	Pipe cutter 6–67 mm	Rotating pipe cutter	6–67 mm	1
KP 4750	Cutting wheels for KP 475	Contains 2 pcs		1
KP 4740	Cutting wheels for KP 474	Contains 1 pce		1
KP 400	Pipe scissors 63 mm	For pipes up to 63 mm	0–63 mm	1
KP 4751	Deburring knife			1
KP 319	Pipe cutter/ Scissor kit	Includes KP 400, KP 475 and KP 505		1
KP SB-01	Sandbags	To keep pipes in place during installation and for separation of crossing pipes		100

Pipe Installation Tools and Equipment / continued



Article Number	Description	Remark	Pack Size
KP PEN	Pipe marking pen, silver		1
KP PASTE	Copper paste 100 ml		1
KP 490	Pipe support tripod	Complete "working table" to fixate pipe	1
KP UC-01	Uncoiling equipment for pipe coils	Fits on a pallet when not mounted	1
KP ID TIE	Cable tie marking strap	Tie around pipe for marking. Text: "KPS Conductive"	100
KP 300	Installation kit	Incl. KP 318, KP 319, KP 322, KP 901 and KP LP01 The complete KPS welding kit with welding machine, fixtures, pipe scissors, rotating cutter, scraper, pressure test kit, conductive tester and laser pointer	1
KP 900	Kit box	550 x 362 x 300 mm	1
KP 901	Kit box	765 x 362 x 300 mm	1
KP TMS-1	Entry seal tool, 75/63	Spanner for threaded entry seals	1
KP TMS-2	Entry seal tool, 125/110	Spanner for threaded entry seals	1
KP LP01	Laser pointer	For quick and correct positioning of entry seals	1

KPS Testing Equipment



KP 316	Pressure gauge	Including 4 m KP KTPA-6/4 pressure tube PA 6 mm	1
KPKTPA-6/4	Pressure tube, polyamide (PA)	100 m	6
KP 313-013	Pressure test flange for KP C16 54 - 63 mm	To blank off primary pipe and connect to pressure test kit	54/63
KP 313-014	Pressure test flange for KP C13 54 - 63 mm	To blank off primary pipe and connect to pressure test kit	54/63
KP 313-015	Pressure test flange for KP C13 + C16 90 - 110 mm	To blank off primary pipe and connect to pressure test kit	90/110
KP CT01	Conductivity tester	To verify conductivity in the conductive pipe system. Delivered with 10 MΩ calibrator	1
KP 322	Test equipment kit	Pressure and conductivity test kit (KP 316, KP CT01)	1

Flexworks

Piping



Article Number	Description	Remark
GFP-2400R	Double Wall, 4" Reel	EN 14125 Approved
GFP-2300R	Double Wall, 3" Reel	EN 14125 Approved
GFP-2200R	Double Wall, 2" Reel	EN 14125 Approved
GFP-2150R	Double Wall, 1.5" Reel	EN 14125 Approved
AP40-100	Access pipe 4", 100 ft.	
AP40-250	Access pipe 4", 250 ft.	

Fittings



Article Number	Description	Remark
DPC-2400	Double Wall, 4"	Swivel Pipe Coupling
DPC-2300	Double Wall, 3"	Swivel Pipe Coupling
DPC-2200B	Double Wall, 2" BSPT	Swivel Pipe Coupling
DPC-2200	Double Wall, 2"	Swivel Pipe Coupling
DPC-2150	Double Wall, 1.5"	Swivel Pipe Coupling

Entry Seals



Article Number	Description	Weight	Hole Saw
EBF-0200	2" Entry Boot Fitting for 2" DW Flexworks Pipe or 2" LCX	1.8 lbs. / 0.8 kg	3 3/4" / 9.52 cm
DEB-4020	4" to 2" Double Entry Boot Fitting for 4" Flexworks Access Pipe to 2" DW FlexWorks Pipe - (a) with Air Stream	3.2 lbs. / 1.45kg	4" / 10.79 cm

Tools



Article Number	Description
CME-0220	Coupling machine, 220 V
CMM-200	Manual Coupling Machine
CSK-0150S	1.5" Double Wall Swivel Swage Kit
CSK-0200S	2" Double Wall Swivel Swage Kit
CSK-0300S	3" Double Wall Swivel Swage Kit
CSK-0400S	4" Double Wall Swivel Swage Kit
PCT-1000	Pipe cutter
JCT-0150	1.5" Jacket cutter
JCT-0200	2" Jacket cutter
JCT-0300	3" Jacket cutter
JCT-0400	4" Jacket cutter



Covers & Containment

- Fibrelite™
- OPW



Covers & Containment

Fibrelite™ Covers

Round Covers

Article Number	Description	Ø (mm)
FL120*	Flat sealed composite cover with a composite frame.	300
FL120/MW	Flat sealed composite cover with a "DO NOT FILL" ID plate for a observation well with a composite frame	300
FL120/GP	Flat sealed composite cover with a grounding point ID and a composite frame.	300
FL180*	Flat sealed composite cover with a composite frame.	457
FL600*	Flat sealed composite cover with a composite frame.	457
FL760*	Flat sealed composite cover with a composite frame.	792
FL90*	Flat sealed composite cover with a composite frame.	900
FL36	Raised composite cover with an aluminium frame.	900
FL100*	Flat sealed composite cover with a composite frame.	1020
FL100/CF*	Watertight flat sealed composite cover and frame, with removable central fill cap (254mm dia.)	1020
FL100/CD*	Watertight flat sealed composite cover and frame, with removable central dip cap (254mm dia.)	1020
FL100/OF275*	Watertight flat sealed composite cover and frame, with removable offset (275mm) port cover (254mm dia.)	1020
FL100/OF8*	Watertight flat sealed composite cover and frame, with removable offset (203mm) port cover (254mm dia.)	1020
FL100/OD*	Watertight flat sealed composite cover with removable offset dip cover (254mm dia.) and frame.	1016
FL100/MP16*	Multiport composite flat sealed cover and frame with two removable port covers on 406mm centres.	1020
FL42	Raised composite cover with an aluminium frame.	1075

*All covers are C250 load rated. *Covers where D400 load rating is available.*

Square Covers

Article Number	Description	Ø (mm)
FL45	Raised composite cover with an aluminium frame.	450
FL450*	Flat sealed composite cover with an aluminium frame.	475
FL60*	Flat sealed composite cover with an aluminium frame.	600
FL1	Raised composite cover with an aluminium frame.	600
FL76*	Flat sealed composite cover with an aluminium frame.	760
FL76/CD*	Flat sealed composite cover with a sealed centre dip cap and aluminium frame.	760
FL10	Raised composite cover with an aluminium frame.	766
FL900*	Flat sealed composite cover with an aluminium frame.	900

Rectangular Covers

FL3	Raised composite cover with an aluminium frame.	766 x 600
FL96*	Flat sealed composite cover with an aluminium frame.	900 x 600
FL140*	Flat sealed composite cover with aluminium frame.	1400 x 700

*All covers are C250 load rated. *Covers where D400 load rating is available.*

Fibrelite™ Cover Accessories

Lifting Handles

Article Number	Description
FL7	Lifting Handle
FL7A	Lifting Handle (assisted). Aluminium
FL7AENCL	910mm x 362mm x 100mm lockable cabinet to house two FL7A lifting handles.

Seal Replacement Kits

FC-254/SEAL	254 mm Diameter Dip/Fill Cover
FL100/SRK	FL100 Round Cover
FL120/SRK	FL120 Round Cover
FL180/SRK	FL180 Round Cover

Fibrelite™ Cover Accessories / continued

Article Number	Description
FL600/SRK	FL600 Round Cover
FL760/SRK	FL760 Round Cover
FL90/SRK	FL90 Round Cover
FL450/SRK	FL450 Square Cover
FL60/SRK	FL60 Square Cover
FL76/SRK	FL76 Square Cover
FL96/SRK	FL96 Rectangle Cover
FL900/SRK	FL900 Square Cover
FL140/SRK	FL140 Square/Rectangle Cover

Captive lock down system

FIB90/L	Captive lock down system for FL90, FL100, FL120, FL180, FL600 and FL760 cover and frame.
FIB76/L	Captive lock down system for FL76, FL60, FL140, FL450, FL900 & FL96 cover & frame.
FIB2/L	Captive lock down system to fit all flat sealed covers.

Skirts / Round

FL100/SK300	GRP skirt to fit FL100 cover frame.	325
FL120/SK300	FRP skirt to fit FL120 cover.	290

Fibrelite™ Skirts / Round / continued

Article Number	Description	Depth (mm)
FL180/SK300	FRP skirt to fit FL180 cover, straight.	290
FL36/90/SK400	FRP skirt to fit FL36 and FL90 frame, str..	430
FL36/SK300	FRP skirt to fit FL36 cover, flared out.	322
FL42/SK250	FRP skirt to fit FL42 cover, flared out.	257
FL600/SK300	FRP skirt to fit FL600 cover, straight.	300
FL760/SK300	FRP skirt to fit FL760 cover, straight.	300
FL90/SK250	FRP skirt to fit FL90 cover, flared out.	252
FL90/SK300	FRP skirt to fit FL90 cover, straight.	300

Skirts / Square

FL1/SK300	FRP skirt to fit FL1 cover.	300
FL10/76/SK300	Skirt to fit FL10 & FL76 frame.	277
FL45/SK300	FRP skirt to fit FL45 cover.	300
FL450/SK300	FRP skirt to fit FL450 cover.	300
FL60/SK250	FRP skirt to fit FL60 cover.	280
FL900/SK300	FRP skirt to fit FL900 cover.	300

Skirts / Rectangle

FL140/SK300	FRP skirt to fit FL140 cover.	300
FL96/SK300	FRP skirt to fit FL96 cover.	300







Fibrelite™ Tank Sumps for GRP Tanks with Collar Ring

Turbine Sumps





Article Number	Description	Ø (m)
S8CR-390	Sealed chamber with collar ring base connection, a corbel, internal lid, adjustable skirt and round 900mm flat sealed cover and composite frame.	1.2
S8CR-390/WT	Chamber with collar ring base connection, a sealed corbel, watertight platform, ring, adjustable skirt and round 900mm flat sealed cover and composite frame.	1.2
S8CR-390/CD	Chamber with collar ring base connection, a sealed corbel, non-structural internal lid with moulded hole, adjustable skirt and round 900mm flat sealed cover with a removeable central dip cap (254mm diameter) and composite frame.	1.2
S8CR-390/OD	Chamber with collar ring base connection, sealed corbel, non-structural internal lid with moulded hole, adjustable skirt, frame and round 900mm flat sealed cover with offset dip cover (254 mm diameter) and frame.	1.2
S15CR-390	Chamber with collar ring, corbel, internal lid, adjustable height skirt and round 900mm flat sealed cover and frame.	1.45
S15CR-3100	Chamber with collar ring, sealed corbel, adjustable height skirt and round 1020mm flat sealed cover and frame.	1.45
S15CR-390/WT	Chamber with collar ring, sealed corbel, sealed watertight lid, ring, adjustable height skirt and round 900mm flat sealed cover and frame.	1.45

Article Number	Description	Ø (m)
S15CR-390/CD	Chamber with collar ring, sealed corbel, non-structural internal lid with moulded hole, adjustable height skirt and round 900mm flat sealed cover with central manual dip cover and frame.	1.45
S15CR-390/OD	Sump with collar ring, sealed corbel, non-structural internal lid with moulded hole, adjustable height skirt and round 900mm flat sealed cover with offset manual dip cover and frame.	1.45
S16CR-3100	Sump with collar ring, sealed corbel, non-structural internal lid with moulded hole adjustable height skirt and round 1020mm flat sealed cover and frame.	1.5
S16CR-3100/WT	Sump with collar ring, sealed corbel, sealed watertight lid, ring, adjustable height skirt and round 1020mm flat sealed cover and frame.	1.5
S16CR-3100/CD	Sump with collar ring base, sealed corbel, skirt, non structural internal lid with moulded hole, round 1020mm flat sealed central dip cover (254 mm diameter) and frame.	1.5
S16CR-3100/OD	Sump with collar ring base, sealed corbel, skirt, non structural internal lid with moulded hole, round 1020mm flat sealed manual offset dip cover (254 mm diameter) and frame.	1.5


Fill Sumps

Article Number	Description	Ø (m)
 S8CR-390/CF	Chamber with collar ring, a sealed corbel, spill platform and ring, adjustable skirt and round 900 mm flat sealed cover with a removeable central cap (254mm diameter) and composite frame.	1.2
 S8CR-3100MP16	Chamber with collar ring, a sealed corbel, spill platform with two ports, ring, skirt and round 1020 mm multiport flat sealed cover. Direct Fill Application.	1.2
 S15CR-390/CF	Chamber with collar ring, sealed corbel, central fill spill platform, ring, adjustable height skirt and round 900 mm flat sealed cover with central fill cover and frame.	1.45
 S15CR-3100/MP16	Chamber with collar ring, sealed corbel, adjustable height skirt, watertight spill platform with two ports, ring and round 1020 mm flat sealed cover and frame with 2 removable multiport fill covers.	1.45
 S15CR-3100/OF8	Chamber with collar ring, sealed corbel, adjustable height skirt, offset fill spill platform, ring and round 900 mm flat sealed cover with offset fill cover and frame.	1.45
 S15CR-3100/CF	Chamber with collar ring, sealed corbel, adjustable height skirt, central fill platform and round 900mm flat sealed central fill cover and frame.	1.45

Green Area Chamber Systems







Article Number	Description	Ø (m)
 S8CR-290/WT/GA	Chamber with collar ring, corbel, ring and watertight platform. Designed for green area applications.	1.2
 S14CR-290/WT/GA	Chamber with collar ring, corbel, ring and watertight platform. Designed for green areas.	1.3
 S15CR-290/WT/GA	Chamber with collar ring, corbel and watertight lid, platform and ring. Designed for green area applications.	1.45
 S16CR-2100/WT/GA	Chamber with collar ring, corbel, watertight platform and ring. Designed for green area applications.	1.45






Accessories

 S8/EX300	300mm deep extension to fit S8, S8CR & S8SB sump systems.
S14CR/EX300	300mm deep extension to fit S14 CR sumps systems.
S15CR/EX300	300mm deep extension to fit S15 CR sumps systems.
S16CR/EX300	300mm deep extension to fit S16 CR sump systems.






FibreLite™ Tank Sumps for Steel Tanks



Round/16 sided Sumps

Article Number	Description	Ø (m)
 S8-376	Bolted base chamber with corbel, adjustable skirt, non-structural internal lid and square 760mm flat sealed cover and frame.	1.2
 S8-376/CD	Bolted base chamber with a corbel, adjustable skirt, non-structural internal lid with central dip and square 760mm flat sealed cover with central manual dip cover and frame.	1.2
 S8-390	Bolted base chamber, corbel, non-structural internal lid with a height adjustable skirt and round 900mm flat sealed cover and frame.	1.2
 S8-390/CD	Bolted base chamber with a corbel, adjustable skirt, non-structural internal lid with a central port and round 900mm flat sealed cover with central manual dip cover and frame.	1.2
 S14-390	Bolted base chamber, with a corbel, adjustable height skirt, non-structural internal lid, 900mm dia. water tight flat sealed cover and frame.	1.4
 S14-390/WT	Bolted base chamber, sealed corbel with a height adjustable skirt, watertight lid, with ring 900mm dia. flat sealed cover and frame.	1.4





Article Number	Description	Ø (m)
 S14-3100/WT	Bolted base chamber, sealed corbel with a height adjustable skirt, watertight lid with ring, 1020mm dia. flat sealed cover and frame.	1.4
 S14-390/CD	Bolted base chamber, sealed corbel with a height adjustable skirt, non-structural internal lid with central dip, hand cap and round 900mm dia. flat sealed cover with a central manual dip cover and frame.	1.4
 S16-3100	12 sided bolted base chamber with reverse flange, corbel, adjustable height skirt, internal lid, and round 1020mm flat sealed cover and frame.	1.5
 S16SQ-3100	12 sided bolted base chamber. corbel, adjustable height skirt, internal non-structural lid, and round 1020mm flat sealed cover and frame. (1 m ² upstand)	1.5
 S16-3100/CD	12 sided bolted base chamber with reverse flange, corbel, adjustable height skirt, internal lid with dip tube hole, and round 1020mm flat sealed cover and frame with central dip cover.	1.5
S16SQ-3100/CD	12 sided bolted base chamber, corbel, adjustable height skirt, non-structural internal lid with central hole, and round 1020mm flat sealed cover with central dip cover and frame. (1 m ² upstand)	1.5

Square/Octagonal Sumps



Article Number	Description	Ø (m)
 S6-376	Square bolted base chamber with a sealed corbel, non-structural internal lid, adjustable skirt and square 760mm flat sealed cover and frame. 1m ² tank flange connection.	1.2
S7-376	Square bolted base chamber with a sealed corbel, non-structural internal lid, adjustable skirt and square flat sealed 760mm cover and frame. 1.2m tank flange detail.	1.2
 S6-376/CD	Square bolted base chamber with a sealed corbel, non-structural internal lid with central hole, adjustable skirt and square 760mm flat sealed central dip cover and frame. 1m ² tank flange connection.	1.2
S7-376/CD	Square bolted base chamber with a sealed corbel, adjustable skirt, non-structural internal lid with central hole and square 760mm flat sealed central dip cover and frame. 1.2m ² tank flange detail.	1.2
 S6-390	Square bolted base chamber with a sealed corbel, adjustable skirt, non-structural internal lid and round 900mm flat sealed cover and frame. 1m ² square tank flange detail.	1.2
S7-390	Square bolted base chamber with a sealed corbel, adjustable skirt, non-structural internal lid and round 900mm flat sealed cover and frame. 1.2m ² tank flange detail.	1.2
 S6-390/WT	Square bolted base chamber with a sealed corbel, adjustable skirt, internal watertight platform and round 900mm flat sealed cover and frame. 1m ² tank flange detail.	1.2
S7-390/WT	Square bolted base chamber with a sealed corbel, adjustable skirt, internal watertight platform, ring and round 900mm flat sealed cover and frame. 1.2m ² tank flange detail.	1.2
 S6-390/CD	Square bolted base chamber with a corbel, non-structural lid with central hole, adjustable skirt, frame and round 900mm flat sealed cover with a central dip cover and frame. 1m ² tank flange detail.	1.2
S7-390/CD	Square bolted base chamber with a sealed corbel, adjustable skirt, non-structural lid with central hole and round 900mm flat sealed cover with a central dip cover and frame. 1.2m ² tank flange detail.	1.2
S18-3100	Chamber with bolted base, corbel, non-structural internal lid, adjustable height skirt and round 1020mm flat sealed cover and frame.	1.2 x 1.4

Article Number	Description	Ø (m)
 S12-390	Eight sided bolted base chamber, corbel, adjustable height skirt, 900mm dia. watertight flat sealed cover and frame.	1.2
S12SQ-390	Eight sided bolted base chamber sealed corbel, non-structural internal lid, adjustable height skirt, 900mm dia. flat sealed cover and frame.	1.2
 S12SQ-390/WT	Eight sided bolted base chamber sealed corbel, adjustable height skirt, watertight platform, ring, 900mm dia. flat sealed cover and frame.	1.2

Green Area Sumps



 S8-290/WT/GA	Corbel and screwtight watertight lid.	1.2
S8-2100/GA	Bolted base chamber, corbel and internal lid with a watertight gasket and 2 fastening clips. 2 handles.	1.2
 S6-276/GA	Square bolted base chamber with a corbel, lockable non-structural lid.	1.2
S7-276/GA	Square bolted base chamber, sealed corbel and lockable non-structural lid.	1.2
 S12SQ-2100/GA	Eight sided chamber with a square bolted base, corbel and lockable non-structural lid.	1.2
 S16-2100/GA	Bolted base chamber, sealed corbel and lockable lid with hasps and staples.	1.5



Accessories

 S8/EX300	Extension to fit S8, S8CR & S8SB sump systems.	300
S14/EX300	Extension to fit S14 sumps systems	300
S16/EX300	Extension to fit S16 sump systems.	300
S16SQ/EX300	Extension to fit S16SQ sump systems.	300
 S7/EX300	Extension to fit S7 or S6 Chamber Systems	300

Fibrelite™ Tank Sumps for Retrofit to Existing Tanks

Round/16 sided Sumps

Article Number	Description	Ø (m)
 S8SB-390	Solid base chamber with sealed corbel, internal lid, adjustable skirt, non-structural internal lid and round 900mm flat sealed cover with frame.	1.2
S8SB-3100	Solid base chamber with sealed corbel, non-structural internal lid, adjustable skirt and round 1020mm flat sealed cover and frame. No internal lid. Designed for shallow burial only.	1.2
 S8SB-390/WT	Solid base chamber with a sealed corbel, watertight platform, ring, adjustable skirt, and round 900mm flat sealed cover and frame.	1.2

Article Number	Description	Ø (m)
 S8SB-390/CD	Solid base chamber with a sealed corbel, adjustable skirt, non-structural internal lid with central hole and round 900mm flat sealed cover with central manual dip cover and frame.	1.2
S14SB-390	Solid bolted base chamber, with a sealed corbel, adjustable height skirt, non-structural internal lid, 900mm dia. watertight flat sealed cover and frame.	1.4
 S14SB-3100	Solid bolted base chamber, with a sealed corbel, adjustable height skirt, non-structural internal lid, 1020mm dia. watertight flat sealed cover and frame.	1.4

Fibrelite™ Tank Sumps for Steel Tanks / continued



Article Number	Description	Ø (m)
S14SB-390/CD	Solid base chamber, corbel with a height adjustable skirt, non-structural internal lid with central hole and round 900mm flat sealed cover with a central dip cover and frame.	1.4
S14SB-3100/CD	Solid base chamber, sealed corbel with a height adjustable skirt, non-structural internal lid with central hole and round 1020mm flat sealed cover with a central dip cover and frame.	1.4



Green Area Sumps		
S8SB-290/WT/GA	Solid base chamber, sealed corbel and lockable watertight lid. Designed for green area applications.	1.2



Article Number	Description	Depth (mm)
S8SB-2100/GA	Solid base chamber, sealed corbel and lockable non-structural lid. Designed for green area applications.	1.2
S14SB-290/WT/GA	Solid base chamber, collar ring, sealed corbel and lockable watertight lid. Designed for green area applications.	1.4



Accessories



S8/EX300	Extension to fit S8, S8CR & S8SB sump systems.	300
S14/EX300	Extension to fit S14 sumps systems	300

Fibrelite™ Dispenser Sumps

Dresser Wayne



Article Number	Description	Dim. (mm)
EL/W/VIS35	GRP solid base sump and corbel to fit Wayne Vista narrow body (886 mm / 35") models.	862 x 862



EL/W/VIS35/DC	GRP solid base sump and corbel to fit Wayne Vista dispenser models with a narrow (889 mm / 35") body. Designed to fit between double canopy columns. Includes 2 dispenser support rails, 4J bolts, 2 shear valve rails and 4 U bolts.	780 x 780
---------------	---	-----------




EL/W/VIS48	GRP solid base sump and corbel to fit Wayne Vista wide body (1219 mm / 48") models. Metalwork included.	1100 x 800
------------	---	------------



EL/W/VIS48/DC	GRP solid base sump and corbel to fit Wayne Vista dispenser models with 1219 mm (48") wide body models. Designed to fit between double canopy columns. Includes 2 dispenser support rails, 4J bolts, 2 shear valve rails and 4 U bolts.	780 x 780
---------------	---	-----------




EL/W/VIS-390-399	GRP solid base sump and corbel to fit Wayne Vista 390 and 399 models. Includes metal work.	1100 x 800
------------------	--	------------



EL/W/OVA	GRP solid base sump and corbel to fit Wayne Ovation dispenser models.	1100 x 800
----------	---	------------




EL/W/GC/G2200	GRP solid base sump and corbel to fit Wayne Global Century 62200 model. Includes metal work.	862 x 862
---------------	--	-----------




EL/W/2/AB-SR	GRP solid base sump and corbel to fit GobaStar 4 Hose dispenser.	682 x 682
--------------	--	-----------



EL/W/GS/4-SR	GRP solid base sump and corbel to fit GobaStar 4 Hose dispenser. Side rail version.	1100 x 800
--------------	---	------------



EL/W/GS/6-SR	GRP solid base sump and corbel to fit GobaStar 6 Hose dispenser. Side rail version.	1100 x 800
--------------	---	------------



EL/W/GS/8-SR	GRP solid base sump and corbel to fit GobaStar 8 Hose dispenser. Side rail version.	1100 x 800
--------------	---	------------




EL/W/GSH	GRP solid base sump and corbel. Includes metal work.	862 x 862
----------	--	-----------



EL/W/SATII	GRP solid base sump and corbel for Wayne SAT II Satellite Column.	780 x 780
------------	---	-----------

Gilbarco Veeder-Root



Article Number	Description	Dim. (mm)
EL/G/E500	GRP solid base sump and corbel to fit Gilbarco dispenser model Encore 500.	1100 x 798



EL/G/E500/NB	GRP solid base sump and corbel to fit Gilbarco dispenser model Encore 500 narrow base. Includes metalwork.	1000 x 711
--------------	--	------------



EL/G/ADV/48	GRP solid base sump and corbel to fit Gilbarco dispenser models: B02, B03, B04, B05, B84 & B85. Three, Two or Single Grade.	1100 x 800
-------------	---	------------



EL/G/ADV/36	GRP solid base sump and corbel to fit Gilbarco Advantage narrow (914 mm / 36") body dispenser models: B20, B21, BD1, BDO, B42 & B43.	862 x 862
-------------	--	-----------



EL/G/LEG	GRP solid base sump and corbel to fit Legacy dispenser models. Includes 2 dispenser rails, 2 J bolts, 4 U-bolts, 4 Shear valve rails & fittings.	682 x 682
----------	--	-----------




EL/G/ELEC/P	GRP solid base sump and corbel to fit 1 hose, 2 hose & 4 hose Gilbarco Electroline Dispenser. Pressure System.	682 x 682
-------------	--	-----------



EL/G/EURO2/4	GRP solid base sump and corbel to fit the Gilbarco Euroline2, 4 hose dispenser. Includes dispenser support frame, concrete ties and 2 shear valve rails. (Order MPK-10-S-2 separately).	1100 x 800
--------------	---	------------



EL/G/HORIZON	GRP solid base sump and corbel to fit Gilbarco Euroline 4 Hose dispenser model. Includes metalwork.	1100 x 800
--------------	---	------------




EL/G/SK700	GRP solid base sump and corbel to fit Gilbarco SK700 dispenser model. Includes metalwork.	1100 x 800
------------	---	------------




EL/GC/JT1200GB	Dispenser sump to fit Gilbarco/China Model: JT1200GB (2-product, 2-hose, 4-display pump, suction, Endeavor).	
----------------	--	--

Tokheim



EL/T/Q510-4/8	GRP solid base sump and corbel to fit Tokheim Quantum Q510, 4-4, 4-8. Includes metal work.	1210 x 704
---------------	--	------------



EL/T/QTADB	GRP solid base sump and corbel to fit Tokheim Quantum QT Adb dispenser. Includes metalwork.	1100 x 800 and 862 x 862
------------	---	--------------------------

Tokheim / continued

Article Number	Description	Dim. (mm)
EL/T/Q410	GRP solid base sump and corbel to fit Tokheim Quantum Q410 dispenser model. Includes metalwork.	1210 x 704
EL/T/Q300T	GRP solid base sump and corbel to fit Tokheim Quantum 300T 4 hose model.	862 x 862

Tatsuno

EL/TAT/STM-244	GRP solid base sump and corbel. Includes metal work.	862 x 862
EL/TAT/SM1010	GRP solid base sump and corbel to fit Tatsuno Salemaker Single Hose models SM1010. Includes dispenser support rails, 4'J bolts, 6 concrete tie rods and 1 shear valve rail.	682 x 682
EL/TAT/SM1060	GRP solid base sump and corbel to fit Tatsuno Salemaker 6 hose, 3 product models SM1060. Includes dispenser support framework, 6'J bolts, 6 concrete tie rods and 3 shear valve rails.	1100 x 800
EL/TAT/SM/1080	GRP solid base sump and corbel for Salesmaker 8H - SM1080 dispenser. Includes Metal work.	1100 x 800
EL/TAT/CRSUN-NY/222LPO	GRP solid base sump and corbel to fit Tatsuno CR Sunny model 222/LPO (2 product). Includes dispenser support framework, 10'J bolts, 6 concrete tie rods and 2 shear valve rail.	682 x 682
EL/TAT/STM-362	GRP solid base sump and corbel to fit Wayne Vista wide body (1219mm / 48") models. included metal work.	1100 x 800
EL/TAT/NEOSUNNY	GRP solid base sump and corbel to fit NEOSUNNY models. Includes metal work.	1100 x 800
EL/TAT/SUNNY/XE-5P10H	FRP solid base sump and corbel with dispenser framework and 5 shear valve rails to fit Tatsuno Sunny XE model. Fits 5 product lines. Order MPK-10 shear valve rail mounting bracket separately.	1556 x 720
EL/TAT/NSUN-NY-2	GRP solid base sump and corbel to fit to fit Tatsuno Neosunny GDA BC019644 model, 4 hose, 2 product dispenser. Includes metal work.	1100 x 800

Article Number	Description	Dim. (mm)
EL/TAT/GAA1222	GRP solid base sump and corbel to fit Tatsuno Neo Sunny dispenser model GAA 1222.	1100 x 800
EL/TAT/GAB3662	GRP solid base sump and corbel to fit Tatsuno Neo Sunny dispenser model GAB 3662.	1100 x 800

Gasboy, Bennet, Pumptronics & Censtar

EL/GB/ATLAS	648 mm (25 1/2") deep dispenser sump and corbel to fit Gasboy TW1 dispenser models. Includes dispenser support rails, 1 shear valve rail and all fixings.	686 x 686
EL46-26	Excel testable dispenser sump. (Single Wall) 750mm deep. Optional shear valve rail for pressure systems.	1170 x 660
EL/BEN-NET-3811SNR	GRP solid base sump and corbel.	682 x 682
EL/PT/MONO/SCS	600mm deep GRP dispenser sump and corbel to fit Pumptronics Mono Suction model SC11LC. Single product. Includes pump support frame, pipework support rail and all fixings.	490 x 490
EL/CSTAR/CS42	GRP solid base sump and corbel to fit Censtar CS42 series models. Metalwork included.	1100 x 800

Dispenser Sump Accessories

EL46-26/SVR	GRP solid base sump and corbel to fit Censtar CS42 series models. Metalwork included.	1100 x 800
MPK-10	Pressure system shear valve mounting kit (designed to fit OPW shear valves).	
MPK-10-S	Suction system riser pipe mounting plate kit.	
MPK/VENT	Suction system riser pipe mounting plate kit.	







Fibrelite™ Remote Fill Sumps

Underground Fill Sumps

Article Number	Description	Dim. (mm)
S2-3760/OF/1	GRP solid base sump, GRP spill container, GRP skirt, 760mm dia flat sealed cover and frame. ½ tin sealant.	500² x 600 deep
S2-3760/OFD/1	GRP solid base sump, GRP spill container with an integrated drainback system, GRP skirt, 760mm dia flat sealed cover and frame. ½ tin sealant. 1 Fill.	500² x 600 deep
S2-3760/OF/2	GRP solid base sump, GRP spill container, GRP skirt, 760mm dia flat sealed cover and frame. ½ tin sealant. Designed to fit Environ pipework. 2 Fills.	500² x 600 deep
S2-3760/OFD/2	GRP solid base sump, GRP spill container with an integrated drainback system, GRP skirt, 760mm dia flat sealed cover and frame. ½ tin sealant. 2 Fills.	500² x 600 deep


Article Number	Description	Dim. (mm)
S2-3760/OF/11	GRP solid base sump, GRP spill container, GRP skirt, 760mm dia flat sealed cover and frame. ½ tin sealant. 1 Fill and 1 VR1B.	500² x 600 deep
S2-3760/OFD/11	GRP solid base sump, GRP spill container with an integrated drainback system, GRP skirt, 760mm dia flat sealed cover and frame. ½ tin sealant. 1 Fill and 1 VR1B.	500² x 600 deep
S2-3760/OF/21	GRP chamber with a GRP spill container and 762mm diameter round flat sealed cover.	490 x 600
S2-3760/OFD/21	GRP chamber with a GRP spill container with an intergrated drainback system and 762mm diameter round flat sealed cover.	490 x 600

Fibrelite™ Remote Fill Sumps / continued



Article Number	Description	Dim. (mm)
 S57-3180/OF/K1/DW	Secondary contained remote fill sump. Solid base sump with a sealed secondary spill container. 450mm dia. flat sealed cover and frame. Includes PEC2/33 grounding sealkit and pre-fitted KPS 125/110 secondary contained pipework.	570 dia. x 635 deep
 S2-3760/OF/EU/K1	GRP chamber with a GRP spill container and 762mm diameter round flat sealed cover. 1 x Fill	490 x 600
 S2-3760/OF/EU/K2	GRP chamber with a GRP spill container and 762mm diameter round flat sealed cover. 2 x Fills	490 x 600
 S2-3760/OFD/K2	GRP solid base sump, GRP spill container with an integrated drainback system, GRP skirt, 760mm dia. flat sealed cover and frame. ½ tin sealant. Designed to fit KPS pipework. 2 Fills.	500 ² x 600 deep
 S2-3760/OF/EU/K11	GRP chamber with a GRP spill container and 762mm diameter round flat sealed cover. 1 x Fill & 1 VR	490 x 600
 S2-3760/OF/EU/K21	GRP chamber with a GRP spill container and 762mm diameter round flat sealed cover. 2 x Fills 1 x VR1B.	490 x 600

Article Number	Description	Dim. (mm)
----------------	-------------	-----------

Above Ground Fill Sumps







 S22-2/AGF/U	GRP deep aboveground fill sump with hinged double door to fit up to 7 fill and 1 VR1B.	2240 x 687 x 1257 deep
---	--	------------------------

Overflow Prevention Valve Sumps




 S60-2600	Overflow Prevention Valve Sump. Solid base sump with an adjustable skirt, 600mm dia. watertight flat sealed cover and frame. Order pipe entry kits separately.	600 dia. x 600 deep
 S60SH-2600	Overflow Prevention Valve Sump. Solid base sump with an adjustable skirt, 600mm dia. watertight flat sealed cover and frame. Order pipe entry kits separately.	600 dia. x 400 deep

Fibrelite™ Underground Enclosures



Square Sumps

Article Number	Description	Dim. (mm)
 S1-1450	Solid base chamber with a square 450mm flat sealed cover.	450 ² x 600 deep
 S1-3450/SKIRT	Electrical Drawpit. GRP base chamber with a 210mm deep skirt and square 450mm flat sealed cover.	450 ² x 600 deep
 S2-160	Solid base chamber with a square 600mm flat sealed cover.	600 ² x 600 deep
 S2-360/SKIRT	Electrical Drawpit - GRP chamber with a 110mm deep GRP skirt and 600mm square flat sealed cover.	600 ² x 1100 deep
 S3-376	Electrical Drawpit. Solid base chamber with a square 760mm flat sealed cover.	760 ² x 600 deep
 S3-376/SKIRT	Electrical Drawpit. GRP chamber with a 100mm deep skirt and square 760mm flat sealed cover.	760 ² x 600 deep

Article Number	Description	Dim. (mm)
----------------	-------------	-----------


 S4-376	Solid base chamber with a square 760mm flat sealed cover.	760 ² x 760 deep
 S4-376/SKIRT	Electrical Drawpit. GRP chamber with a 210mm deep skirt and square 760mm flat sealed cover.	760 ² x 760 deep
 S80-2760	Solid base sump with a corbel and 760mm dia. flat sealed cover and frame	862 ² x 675 deep

Octagonal Sumps

 S12SB-390	Eight sided solid base sump, corbel, height skirt adjustable, internal lid, 900mm dia. watertight flat sealed cover and frame.	1.2
 S12SB-390/WT	Eight sided solid base chamber, corbel, adjustable height skirt, watertight internal platform, 900mm (35 1/2") dia. watertight flat sealed cover and frame.	1.2


Fibrelite™ Underground Enclosures / continued

Rectangular Sumps



Article Number	Description	Dim. (mm)
S9-3140	Solid base chamber, corbel, adjustable skirt, internal lid and flat sealed cover with frame.	1473 x 991

Vent Transition Sumps



Article Number	Description	Dim. (mm)
S11-2/VENT	Vent pipe transition sump. Below ground solid base sump, with 450mm high above ground sealed top with lockable hinged door. Includes pipework support rail and fixings. Order pipe entry boots PSB/75, PSB/63/VT & vent riser mounting brackets MPK-VENT separately.	1100 x 800 x 525



Article Number	Description	Dim. (mm)
S100-2/VENT	Vent pipe transition sump. Below ground solid base sump, with 450mm high above ground sealed top with lockable hinged door. Includes pipework support rail and fixings. Order pipe entry boots PSB/63, PSB/90 PSB/63/VT, PSB/90/VT & vent riser mounting brackets MPK-VENT separately.	1500 x 850 x 47

Monitoring Well, Grounding Point & Tank Riser Sumps



S0-1120/ATG	ATG Ground Box. 300mm dia. solid base sump with a 300mm dia. grey flat sealed cover and frame. One PSB/110 110mm dia. pipe sealkit. One PEC/32 32mm dia. conduit sealkit.
-------------	---



S0-1120/MD	Manual Dip Ground Box. 300mm dia. solid base sump with a 300mm dia. grey flat sealed cover and frame. One PSB/110 110mm dia. pipe sealkit.
------------	--



Article Number	Description
S0-1120/MW	Monitoring Well System. 300mm dia. solid base sump with a 300mm dia. grey flat sealed monitoring well cover with a black ID warning and frame.



S49-1180	Double Tank Riser Ground Box. 485mm dia. x 450mm deep solid base sump with a 457mm dia. flat sealed grey cover and frame. Designed to contain two tank risers & two conduits. Entry kits to be ordered separately.
----------	--

Spill Containers



1BSPT-2100	Spill Container Thread-on, BSPT, 18.9 litres
1BSPT-2400	Spill Container Thread-on, BSPT, 30 litres
1C-3101D	The EDGE™ SW Spill Container, 19 litres (5 gal) capacity, with Cast Iron Cover and Drain Valve.
1C-3112D	The EDGE™ DW Spill Container, 19 litres (5 gal) capacity, with Cast Iron Cover, Float Gauge and Drain Valve.
1-2100C-DEV	Product Fill Spill Container, 19 litres (5 gal) capacity, with aluminium cover.
1-2400	Spill Container Thread-on, NPT, 30 litres

Fibrelite™ Entry Seals

Pipe Entry Seals



Article Number	Description
PSB/27	Pipe entry kits to fit 3/4" steel conduit.



PSBD/27	Double sided pipe entry kits to fit 27mm single bore pipework.
---------	--



PSB/33	Pipe entry kits to fit 33mm steel conduit.
--------	--



PSBD/33	Double sided pipe entry kits to fit 33mm single bore pipework.
---------	--



PSB/50	Pipe entry kit to fit 50mm single bore pipework.
--------	--



PSBD/50	Double sided pipe entry kit to fit 50mm dia. primary pipework.
---------	--



PSB/75	Pipe entry kit to fit 75mm single bore pipework.
--------	--



PSBD/75	Double sided pipe entry kit to fit 75mm dia. primary pipework.
---------	--



PSB/90	Pipe entry kit to fit 90mm single bore pipework.
--------	--



Article Number	Description
PSBD/90	Double sided pipe entry kit to fit 90mm dia. primary pipework.



PSB/110	Pipe entry kits to fit 110mm single bore pipework.
---------	--



PSBD/110	Double sided pipe entry kit to fit 110mm dia. primary pipework.
----------	---



PSB/125	Large clearance pipe entry kits to fit 125mm single bore pipework.
---------	--



PSBD/125	Double sided pipe entry kit to fit 125mm dia. primary pipework.
----------	---



PSB/140	Large clearance entry pipe kits to fit 140mm pipe.
---------	--



PSBD/140	Double sided pipe entry kit to fit 140mm dia. primary pipework.
----------	---







PSB/160	Large clearance pipe entry kit to 160mm pipe
---------	--









PSBD/160	Double sided pipe entry kit to fit 160mm dia. primary pipework.
----------	---

Fibrelite™ Entry Seals / continued

Conduit and Cable Entry Seals

Article Number	Description
 PEC2/33	Grounding cable sealkit, designed to fit 1" or 33mm steel conduit. 1 hole fits 1 cable 9-20mm dia. 3 hole fits 3 cables 5-8mm dia.
 PEC2/50	Grounding cable sealkit, designed to fit 1.5" steel conduit or 50mm dia. semi rigid plastic pipe 1 hole fits 1 cable 9-20mm dia. 3 hole fits 3 cables 5-8mm dia.
 PCE/1/kit	110mm dia. pipe entry seal kit (PSB/110), with sealtight compression gland. Sealing gland fits 4 cables (9-20mm) or 12 cables (4-8mm). Internal sealing gland can be purchased separately. (PCE/1)
 PCE/2	110 mm dia. rubber cable entry kit designed to seal up to 16 cables. Supplied with cable ties.


Article Number	Description
 PCE/1	110mm Sealing gland fits 4 cables (9-20mm) or 12 cables (4-8mm).
 PEC/25	Suitable for 25 mm conduit..
 PEC/27	Suitable for 3/4" steel conduit..
 PEC/32	Suitable for 32 mm conduit..
 PEC/33	Suitable for 1" steel conduit..
 PCE/50	Electrical entry sealkit designed to fit 38mm (1 1/2") steel conduit or 50mm dia. semi-rigid pipe.

Fibrelite™ Accessories





Fiberglass Tank Collars


Tank collars can be made to order. Please enquire.

Chamber Extensions

Article Number	Description
 S8/EX300	300mm deep extension to fit S8, S8CR & S8SB sump systems.
S14/EX300	300mm deep extension to fit S14 and S14SB sump systems.
S15/EX300	300mm deep extension to fit S15CR sump systems.
S16/EX300	300mm deep extension to fit S16 and S16CR sump systems.
S71EX300	300mm deep extension to fit S6, S7 and S7SB sump systems.
S91EX300	300mm deep extension to fit S9 sump systems.

Draining and Sealing

Article Number	Description
 SC/DRAIN	Spill container drainback hose and fittings.
 1DK-2100EVR	Drain valve kit.
 S/CS/SEALKIT	Corbel to skirt sealkit including ½ tin self-levelling sealant, water bottle, cage, drain and fixing kit.
 40FC/SEALANT	Polyurethane sealant 310ml (10.5oz) tube. Available in black and yellow.



Dispensing Equipment

- AVANCE™ by OPW™
- OPW



AVANCE™ Conventional and Vapor Recovery Nozzles



PRODUCT CONFIGURATION CODE

		A	B	C	D	E	F	G	H	I	J	K	L	M	N
A	PRODUCT LINE	AVANCE		A											
B	STYLE	Conventional		C											
		Vapor Recovery		V											
C	PRODUCT TYPE	Nozzle		N											
D	SPOUT CONFIGURATION	24 mm LEADED/DIESEL <E15/B5		D											
		21 mm UNLEADED <E15		P											
		21 mm VAPOR RECOVERY <E15		V											
E	COLD WEATHER RATING	Standard		N											
		Extreme cold weather rating		X											
F	AVANCE SafetyCap (ASC)	With AVANCE SafetyCap (ASC)		B											
		Without AVANCE SafetyCap (ASC)		A											
G	LEVER GUARD STYLE	# 3 guard style				3									
		# 4 guard style				4									
		# 8 guard style				8									
		New Tatsuno boot style				T									
		US guard style				Z									
H	MAGNET CONFIGURATION	With magnet				M									
		Without magnet				X									
I	HOLD OPEN OPTION	Yes				1									
		None				K									
J	TOP COVER STYLE	OPW Standard style						A							
K	TOP COVER COLOR	Green						1							
		Red						3							
		Black						4							
		Blue						5							
		Orange						7							
		Yellow						9							
L	TOP SCUFF GUARD COLOR	Green						1							
		Red						3							
		Black						4							
		Blue						5							
		Orange						7							
		Yellow						9							
M	BOTTOM SCUFF GUARD COLOR	Black								4					
N	Message Center Cover COLOR	Green										1			
		Red										3			
		Black										4			
		Blue										5			
		Orange										7			
		Yellow										9			
		Transparent										0			

Example: AVN-VNB-3X1-A144-0

AVANCE™ High-flow Nozzles



PRODUCT CONFIGURATION CODE

		A	B	C	D	E	F	G	H	I	J	K	L	M	N	O	P	
A	PRODUCT LINE	AVANCE	A															
B	STYLE	Conventional High-Flow	H															
C	PRODUCT TYPE	Nozzle		N														
D	SPOUT CONFIGURATION	31mm OD standard spout, aluminum			A													
E	COLD WEATHER RATING	Standard				N												
		Extreme cold weather rating				X												
F	AVANCE SAFETYCAP (ASC)	With AVANCE SafetyCap (ASC)					B											
		Without AVANCE SafetyCap (ASC)						A										
G	LEVER GUARD STYLE	# 3 guard style						3										
		# 4 guard style							4									
		# 8 guard style								8								
H	MAGNET CONFIGURATION	With magnet							M									
		Without magnet								X								
I	HOLD OPEN OPTION	Yes								1								
		None									K							
J	TOP COVER STYLE	OPW Standard style									A							
K	TOP COVER COLOR	Black										4						
L	SCUFF GUARD COLOR	Black											4					
M	HANDWARMER COLOR	Black												4				
N	MESSAGE CENTER COVER COLOR	Black													4			
		Transparent														0		
O	SWIVEL / SWIVELBREAKAWAY	Swivel 1" BSP male														1		
		Swivel 1" BSP female															2	
		Swivel 1" NPT female																3
		Swivelbreakaway 1" BSP male																5
		Swivelbreakaway 1" BSP female																6
		Swivelbreakaway 1" NPT female																7
P	COLD WEATHER RATING	Standard															N	
		Extreme cold weather rating																X

Example: AHN-AXA-3MK-A444-0-1N

AVANCE™ Swivels, Breakaways and Swivelbreakaways



Conventional and High-flow Swivels and Swivelbreakaways

			PRODUCT CONFIGURATION CODE								
			A	B	C	D	E	F	G	H	I
A	PRODUCT LINE	AVANCE	A								
B	STYLE	Conventional Conventional High-Flow		C							
C	PRODUCT TYPE	Single-plane swivel Swivelbreakaway			S						
D	THREAD TYPE - HOSE SIDE	Female Male				F					
E	THREAD SIZE - HOSE SIDE	3/4" BSPP 1" BSPP 3/4" NPT 1" NPT				D					
F	THREAD TYPE - NOZZLE SIDE	Male						M			
G	THREAD SIZE - NOZZLE SIDE	M34 (Conventional) 1-7/16_18 UNEF (High-flow)							A		
H	FUEL TYPE	Leaded / Unleaded / Diesel								H	
I	COLD WEATHER RATING	Standard Extreme cold weather rating									A
											N
											X

Example: ACS-FDMA-AN

Vapor Recovery Breakaways

			PRODUCT CONFIGURATION CODE								
			A	B	C	D	E	F	G	H	I
A	PRODUCT LINE	AVANCE	A								
B	STYLE	Vapor recovery		V							
C	PRODUCT TYPE	Breakaway			NB1						
D	THREAD TYPE - HOSE SIDE	Female				F					
E	THREAD SIZE - HOSE SIDE	M34					A				
F	THREAD TYPE - NOZZLE SIDE	Male						M			
G	THREAD SIZE - NOZZLE SIDE	M34							A		
H	FUEL TYPE	Leaded / Unleaded / Diesel									A
I	COLD WEATHER RATING	Standard Extreme cold weather rating									N
											X

Example: AVNB1-FAMA-AN

AVANCE™ Conventional and Vapor Recovery Hoses

		PRODUCT CONFIGURATION CODE																									
		A	B	C	D	E	F	G	H	I	J	K	L	M	N	O											
A	PRODUCT LINE	AVANCE																									
B	STYLE	Conventional			Vapor Recovery																						
		C			V																						
C	PRODUCT TYPE	Hose																									
D	HOSE ID	16 mm			19 mm			25 mm			22/8 mm (VR)																
		A			B			D			E																
		16 mm			19 mm			25 mm			22/8 mm (VR)																
		A			B			D			E																
E	HOSE LENGTH	Length in centimeter																									
F	INLET COUPLINGS - THREAD TYPE	Male						Female																			
		M						F																			
G	INLET COUPLINGS - THREAD SIZE	3/4" BSPP			1" BSPP			M34 / VR with Swivel			M34 / VR without Swivel																
		D			E			H			I																
		3/4" BSPP			1" BSPP			M34 / VR with Swivel			M34 / VR without Swivel																
		D			E			H			I																
H	INLET COUPLINGS - MATERIAL	Chrome-plated brass						Brass						Stainless Steel													
		A						C						D													
		A						C						D													
I	OUTLET COUPLINGS - THREAD TYPE	Male									Female																
		M									F																
J	OUTLET COUPLINGS - THREAD SIZE	3/4" BSPP			1" BSPP			M34 / VR with Swivel			M34 / VR without Swivel																
		D			E			H			I																
		3/4" BSPP			1" BSPP			M34 / VR with Swivel			M34 / VR without Swivel																
		D			E			H			I																
K	OUTLET COUPLINGS - MATERIAL	Chrome-plated brass									Brass					Stainless Steel											
		A									C					D											
		A									C					D											
L	HOSE INLET - ANTI-KINK SLEEVES	None												Black													
														0													
M	HOSE INLET - COLOR-IDENTIFICATION SLEEVES	None												Green		Red		Black		Blue		Orange		Yellow			
														0		1		3		4		5		7		9	
		None												Green		Red		Black		Blue		Orange		Yellow			
														0		1		3		4		5		7		9	
		None												Green		Red		Black		Blue		Orange		Yellow			
														0		1		3		4		5		7		9	
		None												Green		Red		Black		Blue		Orange		Yellow			
													0		1		3		4		5		7		9		
N	HOSE OUTLET - ANTI-KINK SLEEVES	None												Black													
														0													
O	HOSE OUTLET - COLOR-IDENTIFICATION SLEEVES	None												Green		Red		Black		Blue		Orange		Yellow			
														0		1		3		4		5		7		9	
		None												Green		Red		Black		Blue		Orange		Yellow			
														0		1		3		4		5		7		9	
		None												Green		Red		Black		Blue		Orange		Yellow			
														0		1		3		4		5		7		9	
		None												Green		Red		Black		Blue		Orange		Yellow			
													0		1		3		4		5		7		9		

Example: AVH-E250-MDA-MDA-4040

OPW Conventional Nozzles

Standard Petrol Nozzles, Unleaded Spout

Article Number	Description
11ALPI-910L	3/4" BSP, Green
11ALPI-930L	3/4" BSP, Red
11ALPI-940L	3/4" BSP, Black
11ALPI-940W	3/4" BSPP, for Wayne type dispenser
11ALPI-940GW	3/4" BSPP, for Gilbarco type dispenser
11ALPI-950L	3/4" BSP, Blue
11ALPI-980L	3/4" BSP, Orange
11ALPI-990L	3/4" BSP, Yellow
11AP-0100	3/4" NPT, Green
11AP-0300	3/4" NPT, Red
11AP-0400	3/4" NPT, Black
11AP-0500	3/4" NPT, Blue
11AP-0750	3/4" NPT, Gold



Standard Nozzles, Diesel/Leaded Spout

11ALD-1001	3/4" BSP, double poppet, no handguard
11ALD-1041	3/4" BSP, double poppet, black
11ALI-910L	3/4" BSP, Green
11ALI-930L	3/4" BSP, Red
11ALI-940L	3/4" BSP, Black
11ALI-980L	3/4" BSP, Orange
11ALI-990L	3/4" BSP, Yellow



Standard Nozzle Spout Kits

5BI-2110	Spout Kit, for 11A, leaded
5BPI-2117	Spout Kit, for 11A, unleaded



Pre-pay Petrol Nozzles, Unleaded Spout

11BLP-0100	3/4" BSP, Green
11BLP-0300	3/4" BSP, Red
11BLP-0400	3/4" BSP, Black
11BP-0100	3/4" NPT, Green
11BP-0300	3/4" NPT, Red
11BP-0750	3/4" NPT, Gold



Pre-pay Nozzles, Diesel/Leaded Spout

11BL-0100	3/4" BSP, Green
11BL-0415L	3/4" BSP, Black
11BL-0900	3/4" BSP, Yellow
11B-0100	3/4" NPT, Green
11B-0400	3/4" NPT, Black



Pre-pay Nozzle Spout Kits

5BBI-2135	Spout Kit, for 11B, leaded
5BBPI-2137	Spout Kit, for 11B, unleaded



OPW Conventional Nozzles / continued

Splash Guards



Article Number	Description
8B-0500	FILLGARD, 3/4", Blue
8BL-0400	FILLGARD, 3/4", Black
8G-0100	FILLGARD, 3/4", Green
8R-0300	FILLGARD, 3/4", Red

High-flow Diesel Nozzles



7HL-034L	High Capacity Nozzle, 1" BSP, Black
7HL-034W	High Capacity Nozzle, 1" BSP, Black, for Wayne type
7HL-034GW	High Capacity Nozzle, 1" BSP, Black, for Gilbarco type
7HL-0900	High Capacity Nozzle, 1" BSP, Yellow
7H-0400	Diesel, 1" NPT, Black

High-flow Diesel Prepay Nozzles



7HBL-034L	1" BSP, Diesel Nozzle, Black
7HB-0400	1" NPT, Diesel Nozzle, Black

High-flow Nozzle Spout Kits



5BH-0115	Spout Kit, 7H, With Ring
5BH-5115	Spout Kit, 7H, Without Ring

OPW Conventional Swivels, Breakaways & Accessories

Swivels



Article Number	Description
45L-506L	Hose End Swivel, 3/4"M x 3/4"F BSP
45L-507L	Hose End Swivel, 1"M x 1"F BSP
241TPS-241L	Two Plane Hose Swivel, 3/4" BSP
241TPS-100L	Two Plane Hose Swivel, 1" NPT
36SL-1	Hose End Swivel, 3/4"M x 3/4"F BSP
36SL-2	Hose End Swivel, 3/4"M x 1"F BSP
36SLD-1	Hose End Swivel, 3/4"M x 3/4"F BSP
36SLD-3	Hose End Swivel, 3/4"M x 1"M BSP
36SLD-4	Hose End Swivel, 1"M x 1"F BSP
36SLD-5	Hose End Swivel, 1"M x 1"M BSP

Breakaways



66REC-100L	3/4" BSPP, Reconnectable Breakaway Valve
66VL-075L	3/4" BSP, Breakaway Valve
66VL-300L	1" BSP 300 lbs, Breakaway Valve
66SP-5150	1 1/2" NPT, Breakaway
66SP-6200	2" NPT, Breakaway

OPW Conventional Swivels, Breakaways & Accessories / continued



Article Number	Description
Whip-hoses	
66H-0075	3/4" NPT, whip-hose, 9 inches
66H-0075M	3/4" NPT, straightening hose, 203mm
66H-0080	3/4" NPT, straightening hose, 305mm
66H-100	3/4" NPT, whip-hose, 1 meter
66H-1300	1" NPT, whip-hose, 12 inches
66H-1400	1" NPT, straightening hose, 305mm



OPW Vapor Recovery Nozzles	
12VW-0100	New Premium Vacuum-Assist Nozzle, Green
12VW-0100FCE	Vacuum-Assist Nozzle H Holes/ Green
12VW-01573	12VW Nozzle, 3 Pos Rack, Vapor Valve, Green H.I.
12VW-0300	New Premium Vacuum-Assist Nozzle, Red
12VW-0400FCE	Vacuum-Assist Nozzle H Holes/ Black
12VW-0750	New Premium Vacuum-Assist Nozzle, Gold



OPW Vapor Recovery Swivels & Breakaways	
66ISB-5100	Vacuum-Assist Swivel & Reconnectable Breakaway Combo
MFVA	Vacuum-Assist Swivel
66CAS-0300	Vacuum-Assist Reconnectable Breakaway



CNG Equipment



CNG EQUIPMENT

CNG Dispensing Equipment

Nozzles



Article Number	Inlet Thread Size	Service Pressure	Weight
CT1000SS	SAE - 6, 9/16" - 18 UNF	3000 psi (200 bar)	3.61 lbs (1.63 kg)
CT1000P36S	SAE - 6, 9/16" - 18 UNF	3600 psi (250 bar)	3.65 lbs (1.65 kg)
CT5000S	SAE - 10, 7/8" - 14 UNF	3600 psi (250 bar)	8.77 lbs (3.98 kg)
CC300P30S	SAE - 8, 3/4" - 16 UNF	P 30 - 3600 psi (250 bar)	1.31 lbs (0.59 kg)
CC600S	SAE - 6, 9/16" - 18 UNF	P 30 - 3000 psi (200 bar)	1.34 lbs (0.61 kg)
CC6000	SAE - 6, 9/16" - 18 UNF	P 36 - 3600 psi (250 bar)	2.94 lbs (1.33 kg)

In-line Breakaways and Hoses



ILB-1	SAE - 6,9/16" - 18 UNF (female)	SAE - 6,9/16" - 18 UNF (female)	5076 psi (350 bar)
ILB-5	SAE - 10,7/8" - 14 UNF (female)	SAE - 10,7/8" - 14 UNF (female)	4532 psi (312.5 bar)
NGVLB	SAE - 6,9/16" - 18 UNF	SAE - 6,9/16" - 18UNF	3600 psi (250 bar)
LDCNGHOSE-11	Standard NGV-1 Dual CNG Hose, 11'	5000 psi (345 bar)	
HDCNGHOSE-11	Heavy-duty Dual CNG Hose 11'	5000 psi (345 bar)	
CNGHOSE 122	Standard NGV-1 Dual CNG Hose, 12'	5000 psi (345 bar)	
CNGHOSE5	Heavy-duty Dual CNG Hose 13'	5000 psi (345 bar)	
6102-CNG	CNG Hose Retractor		
6102-CNG2	CNG Hose Retractor		

Receptacles



CL40	9/16" (1.43 cm) - 18 SAE-6 Female Port	3600 psi (248 bar)	.91 lb. (.413 bar)
CL50	7/8" 14 SAE-10 Female Port	3600 psi (248 bar)	.91 lb. (.413 bar)
LD30	NGV1 Receptacle w/ Bulkhead, P30	3000 psi (200 bar)	.44 lb. (.2 kg)
LD36	NGV1 Receptacle w/ Bulkhead, P36	3600 psi (250 bar)	.44 lb. (.2 kg)
LB30	NGV1 Receptacle w/ 3/4" flats, P30	3000 psi (200 bar)	.31 lb. (.14 kg)
LB36	NGV1 Receptacle w/ 3/4" flats, P36	3600 psi (250 bar)	.31 lb. (.14 kg)

Fueling System



3WV-44	3-way valve, cover & outlet tubing with 4/4 connection		Up to 5000 psi (345 bar)
3WV-44A	3-way valve, cover, outlet tubing with 4/4 connection & 3/4" extender		Up to 5000 psi (345 bar)
3WV-44B	3-way valve, cover, outlet tubing with 4/4 connection & 45 degree extender		Up to 5000 psi (345 bar)
3WV-44C	3-way valve, cover, outlet tubing with 4/4 connection & 4" rigid extender		Up to 5000 psi (345 bar)
3WV-44D	3-way valve, cover, outlet tubing with 4/4 connection & whip-hose extender		Up to 5000 psi (345 bar)
3WV-44AP30	3-way valve, cover, outlet tubing with 4/4 connection, 3/4" extender & CC600S		3000 psi (200 bar)
3WV-44BP36	3-way valve, cover, outlet tubing with 4/4 connection, 45 degree extender & CC600P36S		3600 psi (250 bar)
3WV-44CP36	3-way valve, cover, outlet tubing with 4/4 connection, 4" rigid extender & CC600P36S		3600 psi (250 bar)
3WV-44DP36	3-way valve, cover, outlet tubing with 4/4 connection, whip-hose extender & CC600P36S		3600 psi (250 bar)
3WV-46	3-way valve, cover, outlet tubing with 4/6 connection		Up to 5000 psi (345 bar)
3WV-46A	3-way valve, cover, outlet tubing with 4/6 connection & 3/4" extender		Up to 5000 psi (345 bar)
3WV-46B	3-way valve, cover, outlet tubing with 4/6 connection & 45 degree extender		Up to 5000 psi (345 bar)

3-Way Valve / continued



Article Number	Description	Service Pressure
3WV-46C	3-way valve, cover, outlet tubing with 4/6 connection & 4" rigid extender	Up to 5000 psi (345 bar)
3WV-46D	3-way valve, cover, outlet tubing with 4/6 connection & whip-hose extender	Up to 5000 psi (345 bar)
3WV-46AP30	3-way valve, cover, outlet tubing with 4/6 connection, 3/4" extender & CC600S	3000 psi (200 bar)
3WV-46BP30	3-way valve, cover, outlet tubing with 4/6 connection, 45 degree extender & CC600S	3000 psi (200 bar)
3WV-46CP30	3-way valve, cover, outlet tubing with 4/6 connection, 4" rigid extender & CC600S	3000 psi (200 bar)
3WV-46DP30	3-way valve, cover, outlet tubing with 4/6 connection, whip-hose extender & CC600S	3000 psi (200 bar)
3WV-46AP36	3-way valve, cover, outlet tubing with 4/6 connection, 3/4" extender & CC600P36S	3600 psi (250 bar)
3WV-46BP36	3-way valve, cover, outlet tubing with 4/6 connection, 45 degree extender & CC600P36S	3600 psi (250 bar)
3WV-46CP36	3-way valve, cover, outlet tubing with 4/6 connection, 4" rigid extender & CC600P36S	3600 psi (250 bar)
3WV-46DP36	3-way valve, cover, outlet tubing with 4/6 connection, whip-hose extender & CC600P36S	3600 psi (250 bar)



LPG Equipment

- KPS LPG Pipe System™
- OPW

www.opwglobal.com

OPW 
A **DOVER** COMPANY

LPG Equipment

KPS™ LPG Piping



Conductive LPG pipe with permeation barrier

Article Number	Description	Remark	Ø (mm)	Length (m)
KP 50LPG100	LPG pipe 50 mm, conductive, 100 m coil	PN25. Available on request in 40, 60, 80 and 120 m.	OD 50 ID 25	100



Conductive LPG compression fittings, plastic to steel

KP LPG10S	LPG compression coupling, stainless steel			
KP LPG10-AS-NPT	Straight insert coupling, threaded, stainless steel	NPT 1" male		
KP LPG10-AS-3/4	Straight insert coupling, threaded, stainless steel	NPT 3/4" male		
KP LPG10-BS	Straight insert coupling, flange, stainless steel	Flange, O-ring included		



Conductive LPG flanges

KP LPG20S	Weldable flange, stainless steel			
KP LPG21S-NPT	Threaded female flange, stainless steel	NPT 1" female		
KP LPG22S	Flange halves, stainless steel	Stainless steel, for KP LPG10-BS		



Conductive LPG adapters, steel to steel

KP LPG23S-NPT	Elbow 90°, stainless steel	NPT 1" male x female		
KP LPG30S-NPT	Straight adapter, stainless steel	NPT 1" male x male		
KP LPG31S-NPT	Tee coupling, stainless steel	NPT 1" 3 x female		
KP LPG32S-NPT	Straight adapter, stainless steel	NPT 1" male x female		
KP LPG33S-NPT	Straight adapter, stainless steel	NPT 1" female/female		



LPG gaskets and others

KP LPG16	Flange gasket fiber			
KP LPG17	O-ring	For LPG10-BS, NBR 70		
KP LPG29	4 x screw, nut and washer, stainless steel	Stainless steel, for all LPG flanges		



LPG tools and bending equipment

KP LPG50	LPG bending tool			
KP LPG34	LPG fixing strap and clamps	Stainless steel		
KP LPG Tools	Tool kit for LPG fittings: Torque wrench with 17 mm socket, hex key 5 mm, 2 cap wrenches 13 mm and 1 cap wrench 17 mm	Tools for installation of KPS LPG fittings		
KP LPG67	Thread tape for LPG			





LPG Dispensing Equipment


Nozzles

Article Number	Inlet Thread Size	Service Pressure
 OT300	1" BSPP	24 bar
OT300BRASS	1" BSPP	24 bar
 OTA-300A	1" BSPP	24 bar
BNA-300HGA	1" BSPP	24 bar
 BNA-300A	1" BSPP	24 bar

Breakaways and Accessories

 OC123	3/4" BSPP Female, Shear Valve	350 psi (24 bar)
 OAS400	3/4" BSPP Female, Reconnectable breakaway	350 psi (24 bar)

LPG Tank Gauging Probes

Article Number	Description
 30-B053-LPG	Model 924B for LPG, 53"/135 cm
30-B069-LPG	Model 924B for LPG, 69"/175 cm
30-B077-LPG	Model 924B for LPG, 77"/196 cm
30-B089-LPG	Model 924B for LPG, 89"/226 cm
30-B101-LPG	Model 924B for LPG, 101"/257 cm
30-B113-LPG	Model 924B for LPG, 113"/287 cm
30-B125-LPG	Model 924B for LPG, 125"/318 cm



SiteSentinel
Nano

Electronic Fuel Management Systems

• SiteSentinel®

OPW 
A DOVER COMPANY

www.opwglobal.com



FUEL MANAGEMENT SYSTEMS

SiteSentinel® Integra 100™ System



Consoles

Article Number	Description
INTEGRA 100- NOPRT	SiteSentinel Integra (With Touchscreen Display & No Printer)
INTEGRA 100- PRT	SiteSentinel Integra (With Touchscreen Display & Printer)

Software Options

SLD	24 Hour Continuous Leak Detection (SLD) for SiteSentinel Integra
ACR	Auto Calibration/Reconciliation (ACR) for SiteSentinel Integra, includes PV4 Protocol, Wayne IDPOS Protocol, Block Protocol and Ethernet Dispenser Interface
SF W&M CAL LOCK	

Accessories

30-2015	External Alarm (Light/Buzzer/Silence Switch-Outdoor Rated) 110V
30-2015-230	External Alarm (Light/Buzzer/Silence Switch-Outdoor Rated) 230V
30-0219	OPW Riser Cap and Collar 102mm (4" NPT thread) with grommet - Aluminum

Communication

INTMDM	Internal Modem, for dial-in Access (includes internal Modem with cable)
INTMDM-E	Internal Modem with cable, with dial-out E-mail capability
INTMDM-S	Internal Modem with cable, with dial-out SMS Messaging capability
INTMDM-F	Internal Modem with cable, with dial-out Fax capability

SiteSentinel® Integra 500™ System



Consoles

Article Number	Description
INTEGRA - BBOX	SiteSentinel Integra Blank Door (No Touchscreen Display & No Printer)
INTEGRA - NOPRT	SiteSentinel Integra (With Touchscreen Display & No Printer)
INTEGRA - PRT	SiteSentinel Integra (With Touchscreen Display & Printer)

V-Smart Module Components

20-8319	V-Smart Module with PetroNet Interface (No IS Module Installed)
20-8319-E	V-Smart Module with Ethernet Interface (No IS Module Installed)
20-4344	V-Smart 12V Digital IS Module (for SiteSentinel Model Probes and Smart Sensors)
20-4345	V-Smart 24V Analog IS Module (for EECO sensors and standard or AST probes)

Software Options

SLD	24 Hour Continuous Leak Detection (SLD) for SiteSentinel Integra
ACR	Auto Calibration/Reconciliation (ACR) for SiteSentinel Integra includes PV4 Protocol, Wayne IDPOS Protocol, Block Protocol and Ethernet Dispenser Interface
ACR-RIM	ACR Remote Interface Module

Accessories

20-8312-ISITE	ISITE Output Module - used with the SiteSentinel Integra to provide external control functions in response to alarm conditions (up to 4 modules per console)
30-2015	External Alarm (Light/Buzzer/Silence Switch-Outdoor Rated) 110V
30-2015-230	External Alarm (Light/Buzzer/Silence Switch-Outdoor Rated) 230V
20-7079	Wireless PetroNet Kit - Includes 1 indoor modem assembly, 1 outdoor modem assembly, 2 directional antennas with 20 foot antenna cables.
75-2044	High Gain Antenna Kit for SiteSentinel iSite Wireless Option
30-0219	OPW Riser Cap and Collar 102mm (4" NPT thread) with grommet -Aluminum

SiteSentinel® Integra 500™ System continued

Communication

INTMDM	Internal Modem, for dial-In Access (includes internal Modem with cable)
INTMDM-E	Internal Modem with cable, with dial-out E-mail capability
INTMDM-S	Internal Modem with cable, with dial-out SMS Messaging capability
INTMDM-F	Internal Modem with cable, with dial-out Fax capability

SiteSentinel® Nano™ System



Article Number	Description
NANO	Proven Technology with a Smaller Footprint - OPW SiteSentinel® Nano™

SiteSentinel® iTouch™ System



Consoles

Article Number	Description
iTouch-4	Interface Module for 4 probes/sensors
iTouch-8	Interface Module for 8 probes/sensors
iTouch-12	Interface Module for 12 probes/sensors
iTouch-16	Interface Module for 16 probes/sensors

Options

20-4324	External Report Printer with wall-mounting bracket and cable
POS-INT RS232	Port with cable for POS Connection
DEL-RPT	Delivery Report Capability
ALM-KIT	Alarm Functions for Probe and Sensors (includes internal buzzer, flashing display warning and one output for external alarm activation)
ALD-LEAK	In-Tank Leak Detection Capability (requires level 1 probe)
iTouch AR	Auto-reconciliation
DENSITY	Density Report Capability (requires Density Measurement Sensor - 1 per probe)
75-2042	Internal Modem with cable "dial-in" only
TCP/IP	TCP/IP Interface Option Provides Local & Remote LAN/WAN Access
20-4325E	Alarm E-Mail Notification Function (includes TCP/IP)

Accessories

20-1517-04	Model 1 External Modem Cable
30-0219	OPW Riser Cap and Collar 102mm (4" NPT thread) with grommet - Aluminum
30-2015	External Alarm (Light/Buzzer/Silence Switch-Outdoor Rated) 110V
30-2015-230	External Alarm (Light/Buzzer/Silence Switch-Outdoor Rated) 230V
54-1110	Printer Paper (per roll) for External Thermal Printer
20-8312	Output Module - used with the SiteSentinel iTouch to provide control functions in response to alarm conditions (up to 2 modules per console)

Communication

Q451314	OPW SmartTalk Basic (Single-Site)
Q451315	OPW SmartTalk Plus (Multi-Site)
Q451316	OPW SmartTalk Premier (Multi-Site competitive product compatible)

SiteSentinel® iSite™ System



Consoles

Article Number	Description
ISITE-BBOX	SiteSentinel iSite Blank Door (No Touchscreen Display & No Internal Printer)
ISITE-NOPRT	SiteSentinel iSite (With Touchscreen Display, No Internal Printer)
ISITE-INTPRT	SiteSentinel iSite (With Touchscreen Display & Internal Printer)

V-Smart Module Components

20-8319	V-Smart Module with PetroNet Interface (No IS Module Installed)
20-8319-E	V-Smart Module with Ethernet Interface (No IS Module Installed)
20-4344 V-Smart	V-Smart 12V Digital IS Module (for SiteSentinel Model Probes and Smart Sensors)
20-4345 V-Smart	24V Analog IS Module (for EECO sensors and standard or AST probes)

Software Options

SLD	24 Hour Continuous Leak Detection (SLD) for SiteSentinel iSite
ACR	Auto Calibration/Reconciliation (ACR) for SiteSentinel iSite, includes PV4 Protocol, Wayne IDPOS Protocol, Block Protocol and Ethernet Dispenser Interface
ACR-RIM	ACR Remote Interface Module

Accessories

20-8312-ISITE	Output Module - used with the SiteSentinel iSite to provide external control functions in response to alarm conditions (up to 4 modules per console)
30-2015	External Alarm (Light/Buzzer/Silence Switch-Outdoor Rated) 110V
30-2015-230	External Alarm (Light/Buzzer/Silence Switch-Outdoor Rated) 230V
20-7079	Wireless PetroNet Kit - Includes 1 indoor modem assembly, 1 outdoor modem assembly, 2 directional antennas with 20' antenna cables.
75-2044	High Gain Antenna Kit for SiteSentinel iSite Wireless Option
30-0219	OPW Riser Cap and Collar 102mm (4" NPT thread) with grommet -Aluminum

Communication


INTMDM	Internal Modem, for dial-in Access (includes internal Modem with cable)
INTMDM-E	Internal Modem with cable, with dial-out E-mail capability
INTMDM-S	Internal Modem with cable, with dial-out SMS Messaging capability
INTMDM-F	Internal Modem with cable, with dial-out Fax capability
INTMDM-FE	Internal Modem with cable, with dial-out Fax and E-mail capability
INTMDM-FS	Internal Modem with cable, with dial-out Fax and SMS Messaging capability
INTMDM-SE	Internal Modem with cable, with dial-out SMS Messaging and E-mail capability
INTMDM-FES	Internal Modem with cable, with dial-out Fax, E-mail and SMS Messaging capability

SiteSentinel® Magnetostrictive Probes



Article Number	Description
30-B053	Model 924B, 53"/135 cm
30-B069	Model 924B, 69"/175 cm
30-B077	Model 924B, 77"/196 cm
30-B089	Model 924B, 89"/226 cm
30-B101	Model 924B, 101"/257 cm
30-B105	Model 924B, 105"/267 cm
30-B113	Model 924B, 113"/287 cm
30-B125	Model 924B, 125"/318 cm
30-B137	Model 924B, 137"/348 cm
30-B149	Model 924B, 149"/379 cm
30-1509-01	Petrol/Water Nitrophenyl Float Kit
30-1509-02	Diesel/Water Nitrophenyl Float Kit
30-3232	Density Measurement Kit
30-B053-LPG	Model 924B for LPG, 53"/135 cm
30-B069-LPG	Model 924B for LPG, 69"/175 cm
30-B077-LPG	Model 924B for LPG, 77"/196 cm
30-B089-LPG	Model 924B for LPG, 89"/226 cm
30-B101-LPG	Model 924B for LPG, 101"/257 cm
30-B113-LPG	Model 924B for LPG, 113"/287 cm
30-B125-LPG	Model 924B for LPG, 125"/318 cm

SiteSentinel® Flex Probes



Article Number	Description
7100V	AST Flex Probe. Large variety of options. Specify tank diameter in your order along with desired number of floats (1 or 2) and number of temperature sensors (1 or 5).

SiteSentinel® Sensors

Smart Discriminating Sump Sensors




Article Number	Description
30-0232-DH-10	Discriminating Dispenser Sump Sensor
30-0232-DH-20	Discriminating STP Sump Sensor
30-3233-12	Mag Sump Sensor for Dispenser Sump 12" Long
30-3233-24	Mag Sump Sensor for Dispenser Sump 24" Long

Smart Interstitial & Monitoring Well Sensors



30-0236-LW	Discriminating Interstitial Sensor (Optical)
30-0232-D-20B	Dual Float Brine Sensor for Fiberglass Tanks
30-0234-HW-01	Interstitial Hydrocarbon Liquid with water indicator
30-0234-HW-06	6' (183 cm) Hydrocarbon Liquid Sensor with water indicator
30-0234-HW-15	15' (457 cm) Hydrocarbon Liquid Sensor with water indicator
30-0234-HW-20	20' (610 cm) Hydrocarbon Liquid Sensor with water indicator


Smart Containment Sensors



A collection of various smart containment sensors, including small plastic float switches, large plastic sump sensors, liquid-only float sensors, dual float non-discriminating dispenser sump sensors, dual float non-discriminating STP sump sensors, dual float brine sensors for containment sump and fiberglass tanks, and hydrocarbon vapor sensors.

Article Number	Description
30-0231-S	Interstitial Sensor-Float Switch – (Small Plastic)
30-0231-L	Sump Sensor-Float Switch – (Large Plastic)
30-0230-S	Liquid Only Float Sensor (Brass) - containment areas/steel tank interstitial
30-0232-D-10	Dual Float Non-Discriminating Dispenser Sump Sensor
30-0232-D-20	Dual Float Non-Discriminating STP Sump Sensor
30-0232-D-10B	Dual Float Brine Sensor for Containment Sump
30-0232-D-20B	Dual Float Brine Sensor for Fiberglass Tanks
30-0235-V	Hydrocarbon Vapor Sensor


Smart Sensor Options and Accessories



A collection of smart sensor options and accessories, including discriminating dispenser pan installation kits, discriminating STP sump sensor installation kits, liquid-only interstitial sensor installation kits, and liquid phase sensors in 20.55" and 48.15" lengths.

Q439600N	Discriminating Dispenser Pan Installation Kit
Q439601N	Discriminating STP Sump Sensor Installation Kit
Q439447-1	Liquid only Interstitial Sensor Installation Kit (4" riser required)
30-3207-20.55	20.55" liquid phase sensor
30-3207-48.15	48.15" liquid phase sensor

Sensors Non-Multidrop











A collection of non-multidrop sensors, including interstitial hydrocarbon liquid sensors with water indicators in various lengths (6', 10', 15', 20'), hydrocarbon liquid sensors in various lengths (6', 10', 15', 12"), sump sensors with float switches, interstitial sensors with float switches in brass, dual level sump/reservoir sensors, hydrocarbon vapor sensors, optical liquid sensors, and combo single level/hydrocarbon liquid sump sensors and combo dual level/hydrocarbon liquid sump sensors.

30-3206	Interstitial Hydrocarbon Liquid with water indicator
30-3207-06	6' (183 cm) Hydrocarbon Liquid Sensor
30-3207-10	10' (305 cm) Hydrocarbon Liquid Sensor
30-3207-15	15' (457 cm) Hydrocarbon Liquid Sensor
30-3210-06	6' (183 cm) Hydrocarbon Liquid Sensor with water indicator
30-3210-15	15' (457 cm) Hydrocarbon Liquid Sensor with water indicator
30-3210-20	20' (610 cm) Hydrocarbon Liquid Sensor with water indicator
30-3219-12	Hydrocarbon Liquid Sensor - 12" (30 cm)
30-3221-1	Sump Sensor - Float Switch
30-3221-1A	Interstitial Sensor - Float Switch
30-3221-1B	Interstitial Sensor - Float Switch (Brass)
30-3221-2	Dual Level Sump/Reservoir Sensor
30-3222	Hydrocarbon Vapor Sensor
30-3223	Optical Liquid Sensor
30-3224	Combo Single Level/Hydrocarbon Liquid Sump Sensor
30-3225	Combo Dual Level/Hydrocarbon Liquid Sump Sensor

Line Leak Detection

Leak Detection

	Article Number	Description	Remark	Pack Size
	KP 315AU-G	Alarm unit for leak detection system	Monitors up to 6 leak detection units. Compatible with all major tank gauging systems.	1
	KP 315LD-02	Leak detection unit	ATEX and EN13160 approved leak detection unit with one connection point, including 2 m tubing	1
	KP 315-2M	Signal cable, 2 m	For connection of leak detection unit to alarm unit	1
	KP 315-25M	Signal cable, 25 m	For connection of leak detection unit to alarm unit	1
	KP 315J	EX rated cable connector	For signal cable junctions	1
	KP 315MF	Leak detection manifold, 4 connection points.	Manifold for the leak detection unit, including 10 m tubing, for monitoring of up to 5 pipe lines. For monitoring of more pipes, use two manifolds in series	1
	KP 315LD-02-SET		Includes KP 315LD-02, 315-2M, 315MF and KP 315J	1

A Mission Without Boundaries

Providing the Best Fueling Solutions for Our Customers

As a company, OPW is a unified, global force joined by a common purpose. Drawing on a broad range of products, innovations and talented resources, OPW aligns its business operations close to the customer. With major operating groups in Europe, Asia, South America and the United States, and a distribution and technical support network that spans the globe, OPW is uniquely positioned to meet the changing needs of a dynamic world. We have the ability, personnel, products and solutions to make our customers' operations more productive, reliable, safe, environmentally responsible and competitive.

Quality Beyond the Status Quo

At OPW, quality is the cornerstone upon which our success has been built. To that end, every year we make substantial investments in people, processes and technology to ensure that our products are second to none. To ensure our industry-leading quality standards, we implement Six Sigma and Continuous Quality Improvement processes, combined with the most sophisticated and advanced test laboratory and test protocols in the industry. In addition, we utilize unique, robotic automation assembly lines that provide for precision product assembly and unparalleled quality consistency. We are the leader in every aspect of the fueling equipment business, and have long been the standard upon which all other fueling products are measured.



Operations in Europe,
 Middle East and
 Africa



1 OPW EMEA Headquarters

OPW Nordic
 OPW Sweden AB
 Box 70
 736 22 Kungsör
 Sweden
 +46 227 422 00

2 OPW Czech Republic

Dover CR spol. s.r.o.
 Prumyslova 4
 431 51 Klasterec nad Ohri
 Czech Republic
 +420 474 624 025

3 Fibrelite Composites Ltd

Snaygill Industrial Estate
 Keighley Road, Skipton
 North Yorkshire BD23 2QR
 United Kingdom
 +44 1756 799 773

4 OPW France

73 avenue Carnot
 FR-94230 Cachan
 France
 +33 1 4663 0400

5 OPW Ibéria

Avda. Diagonal Plaza 14
 Nave 41, Polígono Industrial Plaza
 ES-50197 Zaragoza
 Spain
 +34 876 76 8928

6 OPW CIS

Chistoprudniy boulevard,
 17 bld.1, 8 floor
 Moscow, 101000
 Russia
 +7 495 287 96 99

7 OPW Slovakia

Antolská 4
 SK-85107 Bratislava
 Slovakia
 +42 1 911 886 613

8 OPW FMS Poland

Petro Vend Sp. z o.o.
 ul. Warszawska 184
 32-086 Węgrzce
 Poland
 +48 12 4106600

OPW Retail Fueling

Components and products to protect the environment and the consumer at retail fueling sites for conventional and alternative fuels.

OPW Electronic Systems

Innovative electronic tank gauges and fuel control systems to ensure customers know how much fuel they have and where it is going. Also, Automated Vehicle Wash Systems.

OPW Chemical & Industrial

Safe and efficient loading and unloading of critical hazardous chemicals: loading arms, swivel joints, sight flow indicators, quick and dry disconnect couplers, and safety breakaways.

OPW Transportation

Components and systems for use on Tank Trucks and Rail Tank Cars to ensure the safe handling, loading, transport and unloading of hazardous bulk products, including: petroleum, chemical and dry bulk cargo.